


# Designs

Overview with referring pictograms of the available substrate material for each design.






## Mirror Gloss

|  |  |  |   |   |  |
|--|--|--|---|---|--|
|                        |                       |                       |                        |                         |                   |
| 8685 MG Snow White<br> | 0514 MG Ivory<br>     | 7045 MG Satin<br>     | 7166 MG Latté<br>      | 6299 MG Cobalt Grey<br> | 0190 MG Black<br> |
|                        |                       |                       |                        |   |  |
| 5981 MG Cashmere<br>   | 8533 MG Macchiato<br> | 0191 MG Cool Grey<br> | 0171 MG Slate Grey<br> |   |  |

## Acrylic Gloss

|  |  |  |  |   |  |
|--|--|--|--|---|--|
|                        |                   |                   |                   |                         |                   |
| 8685 AG Snow White<br> | 0514 AG Ivory<br> | 7045 AG Satin<br> | 7166 AG Latté<br> | 6299 AG Cobalt Grey<br> | 0190 AG Black<br> |

## Acrylic Matt <sup>NEW</sup>

|  |  |  |  |   |  |
|--|--|--|--|---|--|
|                        |                   |                   |                   |                         |                   |
| 8685 AM Snow White<br> | 0514 AM Ivory<br> | 7045 AM Satin<br> | 7166 AM Latté<br> | 6299 AM Cobalt Grey<br> | 0190 AM Black<br> |

## Metal

|  |  |  |  |   |  |
|--|--|--|--|---|--|
|                            |                           |                       |                       |                         |                         |
| AL01 Brushed Aluminium<br> | AL02 Brushed Platinum<br> | AL03 Brushed Inox<br> | AL04 Brushed Gold<br> | AL05 Brushed Copper<br> | AL06 Brushed Bronze<br> |

# Color

|  |   |   |  |  |   |
|--|---|---|--|--|---|
|                             |                              |                            |                             |                             |                          |
| 8681 SU Brilliant White<br> | 0110 SM White<br>            | 0101 PE Front White<br>    | 8100 SM Pearl White<br>     | 0112 PE Stone Grey<br>      | 1700 PE Steel Grey<br>   |
|                             |                              |                            |                             |                             |                          |
| 8685 BS Snow White<br>      | 7031 BS Crème<br>            | 0191 SU Cool Grey<br>      | 0197 SU Chinchilla Grey<br> | 0171 PE Slate Grey<br>      | 6299 BS Cobalt Grey<br>  |
|                             |                              |                            |                             |                             |                          |
| 0540 PE Manhattan Grey<br>  | 0881 PE Aluminium<br>        | 0859 PE Platinum<br>       | 0162 PE Graphite Grey<br>   | 0164 PE Anthracite<br>      | 0190 PE Black<br>        |
|                             |                              |                            |                             |                             |                          |
| 0564 PE Almond<br>          | 7045 SU Satin<br>            | 5981 BS Cashmere<br>       | K096 SU Clay Grey<br>       | 7166 BS Latté<br>           | 7184 BS Earth<br>        |
|                            |                             |                           |                            |                            |                         |
| 0514 PE Ivory<br>         | 0522 PE Beige<br>          | 0515 PE Sand<br>         | 5982 BS Mussel<br>        | 8533 BS Macchiato<br>     | 0301 SU Cappuccino<br> |
|                           |                            |                          |                           |                           |                        |
| 7123 BS Lemon Sorbet<br>  | 0134 BS Sunshine<br>       | 0551 BS Peach<br>        | 0132 BS Orange<br>        | 7176 BS Flame<br>         | 7113 BS Chilli Red<br> |
|                           |                            |                          |                           |                           |                        |
| 8534 BS Rose Pink<br>     | K100 SU Raspberry Pink<br> | 7167 SU Viola<br>        | K098 SU Ceramic Red<br>   | 0149 BS Simply Red<br>    | 9551 BS Oxide Red<br>  |
|                           |                            |                          |                           |                           |                        |
| 8536 BS Lavender<br>      | 7179 BS Sky Blue<br>       | 5515 BS Marmara Blue<br> | 0121 BS Capri Blue<br>    | K099 SU Midnight Blue<br> | 0125 BS Royal Blue<br> |
|                           |                            |                          |                           |                           |                        |
| 7180 BS Mint<br>          | 7063 SU Pastel Green<br>   | K097 SU Dusk Blue<br>    | 0245 SU Ocean<br>         | 0244 SU Petrol<br>        | 8984 BS Navy Blue<br>  |
|                           |                            |                          |                           |                           |                        |
| 5519 BS Lime Grass<br>    | 8996 BS Ocean Green<br>    | 7190 BS Mamba Green<br>  | 9561 BS Oxide Green<br>   | 8348 PE Bronze Age<br>    | 0182 BS Dark Brown<br> |

# Contempo




# Standard



The image reproduction is in scale 1 to 2.  
For samples, more product information or technical specification,  
please contact your local Kronospan company or visit our web page [kronospan-express.com](http://kronospan-express.com).


# Worktops



## Graphic Splashbacks <sup>NEW</sup>



## Slim Line <sup>NEW</sup>



# Decor Index

| Number | Texture        | Decor Name        | Pictograms |
|--------|----------------|-------------------|------------|
| 0101   | PE             | Front White       |            |
| 0110   | SM             | White             |            |
| 0112   | PE             | Stone Grey        |            |
| 0121   | BS             | Capri Blue        |            |
| 0125   | BS             | Royal Blue        |            |
| 0132   | BS             | Orange            |            |
| 0134   | BS             | Sunshine          |            |
| 0149   | BS             | Simply Red        |            |
| 0162   | PE             | Graphite Grey     |            |
| 0164   | PE             | Anthracite        |            |
| 0171   | MG; PE         | Slate Grey        |            |
| 0182   | BS             | Dark Brown        |            |
| 0190   | AG; AM; MG; PE | Black             |            |
| 0191   | MG; SU         | Cool Grey         |            |
| 0197   | SU             | Chinchilla Grey   |            |
| 0244   | SU             | Petrol            |            |
| 0245   | SU             | Ocean             |            |
| 0301   | SU             | Cappuccino        |            |
| 0344   | PR             | Cherry            |            |
| 0375   | PR             | Maple             |            |
| 0381   | PR             | Bavaria Beech     |            |
| 0481   | BS             | Opera Walnut      |            |
| 0514   | AG; AM; MG; PE | Ivory             |            |
| 0515   | PE             | Sand              |            |
| 0522   | PE             | Beige             |            |
| 0540   | PE             | Manhattan Grey    |            |
| 0551   | BS             | Peach             |            |
| 0564   | PE             | Almond            |            |
| 0729   | PR             | Walnut            |            |
| 0740   | PR             | Mountain Oak      |            |
| 0854   | BS             | Wenge             |            |
| 0859   | PE             | Platinum          |            |
| 0881   | PE             | Aluminium         |            |
| 1700   | PE             | Steel Grey        |            |
| 1715   | BS             | Birch             |            |
| 1912   | BS             | Alder             |            |
| 3025   | SN             | Light Sonoma Oak  |            |
| 4298   | SU; UE         | Light Atelier     |            |
| 4299   | SU; UE         | Dark Atelier      |            |
| 5194   | SN             | Oxide Vintage Oak |            |
| 5500   | SU             | Natural Noble Elm |            |
| 5501   | SN             | Slavonia Oak      |            |
| 5515   | BS             | Marmara Blue      |            |
| 5519   | BS             | Lime Grass        |            |
| 5527   | FP; SN         | Stone Oak         |            |
| 5529   | SN             | Oregon            |            |
| 5981   | BS; MG         | Cashmere          |            |
| 5982   | BS             | Mussel            |            |
| 6299   | AG; AM; BS; MG | Cobalt Grey       |            |
| 7031   | BS             | Crème             |            |

| Number | Texture                | Decor Name        | Pictograms |
|--------|------------------------|-------------------|------------|
| 7045   | AG; AM; MG; RS; SU     | Satin             |            |
| 7063   | SU                     | Pastel Green      |            |
| 7113   | BS                     | Chilli Red        |            |
| 7123   | BS                     | Lemon Sorbet      |            |
| 7166   | AG; AM; BS; MG         | Latté             |            |
| 7167   | SU                     | Viola             |            |
| 7176   | BS                     | Flame             |            |
| 7179   | BS                     | Sky Blue          |            |
| 7180   | BS                     | Mint              |            |
| 7184   | BS                     | Earth             |            |
| 7190   | BS                     | Mamba Green       |            |
| 7648   | SN                     | Vintage Wenge     |            |
| 8100   | SM                     | Pearl White       |            |
| 8348   | PE                     | Bronze Age        |            |
| 8361   | SN                     | Crossline Latté   |            |
| 8362   | SN                     | Crossline Caramel |            |
| 8431   | SN                     | Nagano Oak        |            |
| 8508   | SN                     | White North Wood  |            |
| 8509   | SN                     | Black North Wood  |            |
| 8533   | BS; MG                 | Macchiato         |            |
| 8534   | BS                     | Rose Pink         |            |
| 8536   | BS                     | Lavender          |            |
| 8547   | SN                     | Fineline Crème    |            |
| 8548   | SN                     | Fineline Mocca    |            |
| 8622   | PR                     | Milky Oak         |            |
| 8656   | SN                     | Zebrano Nuance    |            |
| 8657   | SN                     | Zebrano Sahara    |            |
| 8681   | SU                     | Brilliant White   |            |
| 8685   | AG; AM; BS; MG; RS; SU | Snow White        |            |
| 9561   | BS                     | Oxide Green       |            |
| 8921   | PR                     | Ferrara Oak       |            |
| 8925   | BS                     | Lissa Oak         |            |
| 8953   | SU                     | Tiepolo Walnut    |            |
| 8984   | BS                     | Navy Blue         |            |
| 8995   | SN                     | Coco Bolo         |            |
| 8996   | BS                     | Ocean Green       |            |
| 9455   | PR                     | Guarnieri Walnut  |            |
| 9551   | BS                     | Oxide Red         |            |
| 9614   | BS                     | Light Lyon Walnut |            |
| 9763   | BS                     | Louisiana Wenge   |            |
| AL01   |                        | Brushed Aluminium |            |
| AL02   |                        | Brushed Platinum  |            |
| AL03   |                        | Brushed Inox      |            |
| AL04   |                        | Brushed Gold      |            |
| AL05   |                        | Brushed Copper    |            |
| AL06   |                        | Brushed Bronze    |            |
| K001   | PW                     | White Craft Oak   |            |
| K002   | FP; PW                 | Grey Craft Oak    |            |
| K003   | FP; PW                 | Gold Craft Oak    |            |
| K004   | PW                     | Tobacco Craft Oak |            |

| Number | Texture | Decor Name               | Pictograms |
|--------|---------|--------------------------|------------|
| K005   | PW      | Oyster Urban Oak         |            |
| K006   | PW      | Amber Urban Oak          |            |
| K007   | PW      | Coffee Urban Oak         |            |
| K008   | PW      | Light Select Walnut      |            |
| K009   | PW      | Dark Select Walnut       |            |
| K010   | SN      | White Loft Pine          |            |
| K011   | SN      | Cream Loft Pine          |            |
| K012   | SU      | Pearl Artisan Beech      |            |
| K013   | SU      | Sand Artisan Beech       |            |
| K014   | SU      | Truffle Artisan Beech    |            |
| K015   | PW      | Vintage Marine Wood      |            |
| K016   | PW; SU  | Carbon Marine Wood       |            |
| K017   | PW      | Blonde Liberty Elm       |            |
| K018   | PW      | Smoked Liberty Elm       |            |
| K019   | PW      | Silver Liberty Elm       |            |
| K020   | PW      | Fireside Select Walnut   |            |
| K021   | SN      | Barley Blackwood         |            |
| K022   | SN      | Satin Blackwood          |            |
| K023   | SU; SQ  | Venato                   |            |
| K024   | SU      | Beige Pietra Marble      |            |
| K025   | SU; SQ  | Brown Pietra Marble      |            |
| K026   | SU      | Grey Pietra Marble       |            |
| K027   | SU      | Formed Wood              |            |
| K028   | SU      | Portland                 |            |
| K029   | SU      | Linen Block Wood         |            |
| K030   | SU      | Java Block Wood          |            |
| K076   | PW      | Sand Expressive Oak      |            |
| K077   | PW      | Light Riverside Cherry   |            |
| K078   | PW      | Dark Riverside Cherry    |            |
| K079   | PW      | Grey Clubhouse Oak       |            |
| K080   | PW      | White Coastland Oak      |            |
| K081   | PW      | Satin Coastland Oak      |            |
| K082   | PW      | Bourbon Oak              |            |
| K083   | SN      | Light Artwood            |            |
| K084   | SN      | Dark Artwood             |            |
| K085   | PW      | Light Rockford Hickory   |            |
| K086   | PW      | Natural Rockford Hickory |            |
| K087   | PW      | Dark Rockford Hickory    |            |
| K088   | PW      | White Nordic Wood        |            |
| K089   | PW      | Grey Nordic Wood         |            |

LHDF is delivered in texture PE.

## Pictogram Guide

|                      |               |                          |            |
|----------------------|---------------|--------------------------|------------|
| MF BOARDS            | LHDF          | WORKTOPS ABS SQUARE EDGE | 3D 3D FOIL |
| EDGING               | MIRROR GLOSS  | COMPACT INTERIOR         | METAL      |
| HPL                  | ACRYLIC GLOSS | FINISH FOIL              |            |
| WORKTOPS POST-FORMED | ACRYLIC MATT  | 2D 2D FOIL               |            |