








[WWW.GEWISS.COM](http://WWW.GEWISS.COM)








**GEWISS**









## Table of Contents





























DomoticsPowerBuilding.pdf - page1108 .....	3
DomoticsPowerBuilding.pdf - page1109 .....	4
DomoticsPowerBuilding.pdf - page1110 .....	5
DomoticsPowerBuilding.pdf - page1111 .....	6
DomoticsPowerBuilding.pdf - page1112 .....	7
DomoticsPowerBuilding.pdf - page1113 .....	8
DomoticsPowerBuilding.pdf - page1114 .....	9
DomoticsPowerBuilding.pdf - page1115 .....	10
DomoticsPowerBuilding.pdf - page1116 .....	11
DomoticsPowerBuilding.pdf - page1117 .....	12
DomoticsPowerBuilding.pdf - page1118 .....	13
DomoticsPowerBuilding.pdf - page1119 .....	14
DomoticsPowerBuilding.pdf - page1120 .....	15
DomoticsPowerBuilding.pdf - page1121 .....	16
DomoticsPowerBuilding.pdf - page1122 .....	17

		SURFACE-MOUNTING ENCLOSURES				
		40 CDK SURFACE-MOUNTING MODULAR WATERTIGHT ENCLOSURES AND BOARDS IP65			40 CD SURFACE-MOUNTING WATERTIGHT ENCLOSURES IP55	
		Colour: RAL 7035 Grey Smooth: walls				Colour: RAL 7035 Grey Walls: with perforations centres
			Door: smoked transparent			
Without terminal block	With 80A - IP20 bipolar terminal block		Door: smoked transparent			
	1st level	2nd level				
<b>Modules</b>	<b>2</b>	-	-	-	-	
	<b>4</b>	GW 40 101	-	-	GW 40 001	
	<b>6</b>	-	-	-	-	
	<b>8</b>	GW 40 102	GW 40 102 BS	-	GW 40 003	
	<b>12</b>	GW 40 103	GW 40 103 BS	-	GW 40 005	
	<b>18</b>	GW 40 106	GW 40 106 BS	-	-	
	<b>24</b> (12x2)	GW 40 104	GW 40 104 BS	GW 40 104 BD	GW 40 007	
	<b>36</b> (12x3)	GW 40 105	GW 40 105 BD	GW 40 105 UD	-	
	<b>36</b> (18x2)	GW 40 107	GW 40 107 BS	GW 40 107 BD	GW 40 009	
	<b>54</b> (18x3)	GW 40 108	GW 40 108 BD	GW 40 108 BT	-	
	<b>72</b> (18x4)	GW 40 109	GW 40 109 BD	GW 40 109 BQ	-	
<b>COMPLEMENTARY ITEMS</b>	<b>INSTALLATION</b>	Surface-mounting fixing brackets for enclosures and boards 	4 x GW 44 621		4 x GW 44 621	
		Stylish coupling covers for conduit and trunking entry 	<b>Modules</b>	<b>Code</b>		
		12-24-36(12x3)	GW 40 473	-		
		18-36(18x2)-54-72	GW 40 474			
	<b>WIRING</b>	Internal horizontal dividers 	<b>Modules</b>	<b>Code</b>		
			24-36(12x3)	GW 40 487	-	
			36(18x2)-54-72	GW 40 488		
		Blind cover panels 1 module height 	<b>Modules</b>	<b>Code</b>		
	24-36(12x3)		GW 40 492	-		
		36(18x2)-54-72	GW 40 493			
<b>MISCELLANEOUS</b>	Cylindrical safety lock 	<b>Modules</b>	<b>Code</b>			
		4-8-12-24-36(18x2)	1 x GW 40 422			
		36(12x3)-54-72	2 x GW 40 422			
	Triangular key 	-		1 x GW 40 421		
	Expansion kit for home network enclosure					

**SURFACE-MOUNTING ENCLOSURES**

40 CD PROTECTED SURFACE-MOUNTING DECORATIVE ENCLOSURES IP40						40 CD PROTECTED SURFACE-MOUNTING ENCLOSURES IP40	Home Networking enclosure for network cabling IP65
Colour: RAL 9016 White Smooth: walls  						Colour: RAL 7035 Grey Walls: with perforation centres 	Colour: RAL 9016 White Smooth: walls 
Door: smoked transparent			Door: blank			Door: no	Door: transparent
Without terminal block	With 80A - IP20 bipolar terminal block		Without terminal block	With 80A - IP20 bipolar terminal block		Without terminal block	Output: Patch Panel with N°12 RJ45 sockets
	1st level	2nd level		1st level	2nd level		
-	-	-	-	-	-	GW 40 022	GW 40 391 dimensions BxHxP = 410x655x140 (mm)
-	-	-	-	-	-	GW 40 023	
-	-	-	-	-	-	GW 40 024	
GW 40 043	GW 40 043 BS	-	GW 40 063	GW 40 063 BS	-	GW 40 026	
GW 40 045	GW 40 045 BS	-	GW 40 065	GW 40 065 BS	-	GW 40 028	
-	-	-	-	-	-	-	
GW 40 047	GW 40 047 BS	GW 40 047 BD	GW 40 067	GW 40 067 BS	GW 40 067 BD	GW 40 030	
-	-	-	-	-	-	GW 40 032	
GW 40 049	GW 40 049 BS	GW 40 049 BD	GW 40 069	GW 40 069 BS	GW 40 069 BD	-	
GW 40 051	GW 40 051 BD	-	GW 40 071	GW 40 071 BD	-	-	
GW 40 053	GW 40 053 BD	GW 40 053 BQ	GW 40 073	GW 40 073 BD	GW 40 073 BQ	-	
4 x GW 44 621						4 x GW 44 621	4 x GW 44 621
-						-	<b>Code</b>
-						-	1 x GW 40 474
-						-	-
-						-	-
Modules		Code				Code	
8-12-18-24-36-54		1 x GW 40 422				-	
72		2 x GW 40 422				2 x GW 40 422	
-						-	-
-						-	GW 38 097 - GW 38 098 - GW 38 099

## COMPATIBILITY OF SURFACE MOUNTING ENCLOSURES WITH BIPOLAR AND UNIPOLAR TERMINAL BLOCKS

Surface-mounting enclosure range	Modules	Door	Code	Terminal blocks position	Screw terminal blocks		
							
					Terminal block size 1		
					Bipolar 125 A 2 x [(1x25)+(7x10)]	Bipolar 80 A 2 x [(2x16)+(7x10)]	Unipolar 80 A 1 x [(2x16)+(7x10)]
GW 40 401	GW 40 408 B	GW 40 408 U					
<b>40 CDK SURFACE-MOUNTING MODULAR WATERTIGHT ENCLOSURES AND BOARDS IP65</b> 	8	Door: smoked transparent	GW 40 102		No. 1	No. 1	No. 1
	12	Door: smoked transparent	GW 40 103		No. 1 (*)	No. 1 (*)	No. 1 (*)
	18	Door: smoked transparent	GW 40 106		No. 1 (*)	No. 1 (*)	No. 1 (*)
	24 (12x2)	Door: smoked transparent	GW 40 104		No. 2 (*)	No. 2 (*)	No. 2 (*)
	36 (12x3)	Door: smoked transparent	GW 40 105		No. 2 (*)	No. 2 (*)	No. 2 (*)
	36 (18x2)	Door: smoked transparent	GW 40 107		No. 2 (*)	No. 2 (*)	No. 2 (*)
	54 (18x3)	Door: smoked transparent	GW 40 108		No. 3 (*)	No. 3 (*)	No. 3 (*)
	72 (18x4)	Door: smoked transparent	GW 40 109		No. 4 (*)	No. 4 (*)	No. 4 (*)
<b>40 CD SURFACE-MOUNTING WATERTIGHT ENCLOSURES IP55</b> 	8	Door: smoked transparent	GW 40 003		No. 1	No. 1	No. 1
	12	Door: smoked transparent	GW 40 005		No. 1 (*)	No. 1 (*)	No. 1 (*)
	24 (12x2)	Door: smoked transparent	GW 40 007		No. 2	No. 2	No. 2
	36 (18x2)	Door: smoked transparent	GW 40 009		No. 2 (*)	No. 2 (*)	No. 2 (*)
<b>40 CD PROTECTED SURFACE-MOUNTING DECORATIVE ENCLOSURES IP40</b>  	8	Door: smoked transparent	GW 40 043		No. 1	No. 1	No. 1
		Door: blank	GW 40 063				
	12	Door: smoked transparent	GW 40 045		No. 1 (*)	No. 1 (*)	No. 1 (*)
		Door: blank	GW 40 065				
	24 (12x2)	Door: smoked transparent	GW 40 047		No. 2 (*)	No. 2 (*)	No. 2 (*)
		Door: blank	GW 40 067				
	36 (18x2)	Door: smoked transparent	GW 40 049		No. 2 (*)	No. 2 (*)	No. 2 (*)
		Door: blank	GW 40 069				
	54 (18x3)	Door: smoked transparent	GW 40 051		No. 2 (*)	No. 2 (*)	No. 2 (*)
		Door: blank	GW 40 071				
	72 (18x4)	Door: smoked transparent	GW 40 053		No. 4 (*)	No. 4 (*)	No. 4 (*)
		Door: blank	GW 40 073				
<b>40 CD PROTECTED SURFACE-MOUNTING ENCLOSURES IP40</b> 	8	Door: no	GW 40 026		No. 1	No. 1	No. 1
	12	Door: no	GW 40 028		No. 1 (*)	No. 1 (*)	No. 1 (*)
	24 (12x2)	Door: no	GW 40 030		No. 2	No. 2	No. 2
	36 (12x3)	Door: no	GW 40 032		No. 2 (*)	No. 2 (*)	No. 2 (*)

(\*) The installation is allowed using No.1 adapter GW40413 for each terminal block installed.

**COMPATIBILITY OF SURFACE MOUNTING ENCLOSURES WITH BIPOLAR AND UNIPOLAR TERMINAL BLOCKS**

**Screw terminal blocks**



Terminal block size 2				Terminal block size 3		
Bipolar 125 A 2 x [(3x25)+(10x10)]	Bipolar 80 A 2 x [(3x16)+(11x10)]	Unipolar 80 A 1 x [(3x16)+(11x10)]	Unipolar 80 A 1 x [(3x16)+(29x10)]	Bipolar 125 A 2 x [(5x25)+(14x10)]	Bipolar 80 A 2 x [(3x16)+(17x10)]	Unipolar 80 A 1 x [(3x16)+(17x10)]
GW 40 402	GW 40 412 B	GW 40 412 U	GW 40 422 U	GW 40 404	GW 40 418 B	GW 40 418 U
-	-	-	-	-	-	-
No. 1	No. 1	No. 1	No. 1	-	-	-
No. 1 (*)	No. 1 (*)	No. 1 (*)	No. 1 (*)	No. 1	No. 1	No. 1
No. 2	No. 2	No. 2	No. 2	-	-	-
No. 2	No. 2	No. 2	No. 2	-	-	-
No. 2 (*)	No. 2 (*)	No. 2 (*)	No. 2 (*)	No. 2	No. 2	No. 2
No. 3 (*)	No. 3 (*)	No. 3 (*)	No. 3 (*)	No. 3	No. 3	No. 3
No. 4 (*)	No. 4 (*)	No. 4 (*)	No. 4 (*)	No. 4	No. 4	No. 4
-	-	-	-	-	-	-
No. 1	No. 1	No. 1	No. 1	-	-	-
-	-	-	-	-	-	-
No. 2	No. 2	No. 2	No. 2	-	-	-
-	-	-	-	-	-	-
No. 1	No. 1	No. 1	No. 1	-	-	-
No. 2	No. 2	No. 2	No. 2	-	-	-
No. 2 (*)	No. 2 (*)	No. 2 (*)	No. 2 (*)	No. 2	No. 2	No. 2
No. 2 (*)	No. 2 (*)	No. 2 (*)	No. 2 (*)	No. 2	No. 2	No. 2
No. 4 (*)	No. 4 (*)	No. 4 (*)	No. 4 (*)	No. 4	No. 4	No. 4
-	-	-	-	-	-	-
No. 1	No. 1	No. 1	No. 1	-	-	-
-	-	-	-	-	-	-
No. 2	No. 2	No. 2	No. 2	-	-	-

# 40 CD

## Surface-mounting distribution boards and enclosures

The offer provides: 40CDK watertight boards - IP65 with extractable frame (of 24 M) and plumbable panels; accessories include wiring trunking, locks, aesthetic covers and blank panels; 40CD watertight enclosures - IP55 with perforated holes on the walls, door with lock for each modular row; 40CD enclosures protected by furnishing - IP40 up to 72 M in the smoke and blank door versions; 40 CD enclosures without door - IP40. All materials are halogen-free.



Technical characteristics page 1122

### 40 CDK - MODULAR WATERTIGHT ENCLOSURES AND DISTRIBUTION BOARDS - IP65



IK  
09

IP  
65

GWT  
650°C



#### SMOKED TRANSPARENT DOOR - SMOOTH WALLS



GW 40 101

#### ENCLOSURES - PREDISPOSED FOR TERMINAL BLOCK - GREY RAL 7035



Code	No. of modules EN 50022	Outer dim. LxHxD (mm)	Dispersible power (W)	Pack Carton
GW 40 101	4	143x210x100	13	19
GW 40 102	8	215x210x100	16	12
GW 40 103	12	298x260x140	26	6
GW 40 106	18	410x285x140	38	3

**ACCESSORIES SUPPLIED:** screwcaps and module masks, circuit labels. GW40102, GW40103 and GW40106, self-adhesive label to be filled out for certification according to standard CEI 23-51.

**NOTES:** Dispersible power calculated according to CEI 23-49. For the perforations, use the GW52401 milling cutter.

To restore the double insulation, use the relative accessories supplied (module masks and screwcaps) or the brackets for surface-mounting (GW44621).

For applications in the photovoltaic environment, use the surface-mounting brackets - code GW44621.

**CHARACTERISTICS:** Thermo-pressure with ball equal to 70°C.

**INSTALLATION:** for the possible enclosure-terminal block combinations, refer to the summary "COMPATIBILITY OF SURFACE-MOUNTING ENCLOSURES WITH BIPOLAR AND UNIPOLAR TERMINAL BLOCKS" in the selection guides of 40CD range.



GW 40 102 BS

#### ENCLOSURES - EQUIPPED WITH 80 A IP20 BIPOLAR SCREW TERMINAL BLOCK - GREY RAL 7035



Code	No. of modules EN 50022	Outer dim. LxHxD (mm)	Dispersible power (W)	Pole 1 (mm <sup>2</sup> )	Pole 2 (mm <sup>2</sup> )	Pack Carton
GW 40 102 BS	8	215x210x100	16	N/E (2x16) + (7x10)	N/E (2x16) + (7x10)	12
GW 40 103 BS	12	298x260x140	26	N/E (3x16) + (11x10)	N/E (3x16) + (11x10)	6
GW 40 106 BS	18	410x285x140	38	N/E (3x16) + (17x10)	N/E (3x16) + (17x10)	3

**ACCESSORIES SUPPLIED:** screwcaps and module masks, circuit labels. Self-adhesive label to be filled out for certification according to standard CEI 23-51. Insulated bipolar screw 80A - IP20 terminal blocks to be installed on the frame before wiring.

**NOTES:** dispersible power calculated according to CEI 23-49. For the perforations, use the GW52401 milling cutter. To restore the double insulation, use the relative accessories supplied (module masks and screwcaps) or the brackets for surface-mounting (GW44621). For applications in the photovoltaic environment, use the surface-mounting brackets - code GW44621.

**CHARACTERISTICS:** thermo-pressure with ball equal to 70°C.



GW 40 105

**DISTRIBUTION BOARDS WITH PANELS WITH WINDOW AND EXTRACTABLE FRAME  
PREDISPOSED FOR TERMINAL BLOCK - GREY RAL 7035**



Code	No. of modules EN 50022	Outer dim. LxHxD (mm)	Dispersible power (W)	Pack Carton
GW 40 104	24 (12x2)	298x420x140	32	3
GW 40 105	36 (12x3)	298x570x140	42	2
GW 40 107	36 (18x2)	410x463x140	43	2
GW 40 108	54 (18x3)	410x655x140	66	1
GW 40 109	72 (18x4)	410x878x160	89	1

**ACCESSORIES SUPPLIED:** screwcaps and module masks, circuit labels. Self-adhesive label to be filled out for certification according to standard CEI 23-51.

**NOTES:** dispersible power calculated according to CEI 23-49. For the perforations, use the GW52401 milling cutter.

To restore the double insulation, use the relative accessories supplied (module masks and screwcaps) or the brackets for surface-mounting (GW44621).

For applications in the photovoltaic environment, use the surface-mounting brackets - code GW44621.

**CHARACTERISTICS:** removable and plumbable panels with windows. Thermo-pressure with ball equal to 70°C.

**INSTALLATION:** for the possible enclosure-terminal block combinations, refer to the summary "COMPATIBILITY OF SURFACE-MOUNTING ENCLOSURES WITH BIPOLAR AND UNIPOLAR TERMINAL BLOCKS" in the selection guides of 40CD range.



GW 40 105 BD

**DISTRIBUTION BOARDS WITH WINDOWED REMOVABLE PANELS, EXTRACTABLE FRAME  
EQUIPPED WITH 80 A IP20 BIPOLAR SCREW TERMINAL BLOCKS - GREY RAL 7035**



Code	No. of modules EN 50022	Outer dim. LxHxD (mm)	Dispersible power (W)	Pole 1 (mm <sup>2</sup> )	Pole 2 (mm <sup>2</sup> )	Pack Carton
GW 40 104 BS	24 (12x2)	298x420x140	32	N/E (3x16) + (11x10)	N/E (3x16) + (11x10)	3
GW 40 104 BD	24 (12x2)	298x420x140	32	N/E 2x[(3x16) + (11x10)]	N/E 2x[(3x16) + (11x10)]	3
GW 40 105 BD	36 (12x3)	298x570x140	42	N/E 2x[(3x16) + (11x10)]	N/E 2x[(3x16) + (11x10)]	2
GW 40 105 UD	36 (12x3)	298x570x140	42	N/E (3x16) + (29x10)	N/E (3x16) + (29x10)	2
GW 40 107 BS	36 (18x2)	410x463x140	43	N/E (3x16) + (17x10)	N/E (3x16) + (17x10)	2
GW 40 107 BD	36 (18x2)	410x463x140	43	N/E 2x[(3x16) + (17x10)]	N/E 2x[(3x16) + (17x10)]	2
GW 40 108 BD	54 (18x3)	410x655x140	66	N/E 2x[(3x16) + (17x10)]	N/E 2x[(3x16) + (17x10)]	1
GW 40 108 BT	54 (18x3)	410x655x140	66	N/E 3x[(3x16) + (17x10)]	N/E 3x[(3x16) + (17x10)]	1
GW 40 109 BD	72 (18x4)	410x878x160	89	N/E 2x[(3x16) + (17x10)]	N/E 2x[(3x16) + (17x10)]	1
GW 40 109 BQ	72 (18x4)	410x878x160	89	N/E 4x[(3x16) + (17x10)]	N/E 4x[(3x16) + (17x10)]	1


**ACCESSORIES SUPPLIED:** screwcaps and module masks, circuit labels. Self-adhesive label to be filled out for certification according to standard CEI 23-51. Insulated bipolar screw 80A - IP20 terminal blocks to be installed on the frame before wiring.

**NOTES:** dispersible power calculated according to CEI 23-49. For the perforations, use the GW52401 milling cutter. To restore the double insulation, use the relative accessories supplied (module masks and screwcaps) or the brackets for surface-mounting (GW44621). For applications in the photovoltaic environment, use the surface-mounting brackets - code GW44621.

**CHARACTERISTICS:** thermo-pressure with ball equal to 70°C.



## 40 CD - WATERTIGHT ENCLOSURES - IP55



IK  
09

IP  
55

GWT  
650°C



### SMOKED TRANSPARENT DOOR - WALLS WITH PERFORATION CENTRES



GW 40 001

#### ENCLOSURES PREDISPOSED FOR TERMINAL BLOCK - GREY RAL 7035



Code	No. of modules EN 50022	Outer dim. LxHxD (mm)	Dispersible power (W)	Pack Carton
GW 40 001	4	105x170x98	12	24
GW 40 003	8	180x180x98	13	24
GW 40 005	12	250x250x135	25	8
GW 40 007	24 (12x2)	250x375x135	27	6
GW 40 009	36 (18x2)	376x400x135	41	4

**ACCESSORIES SUPPLIED:** screwcaps and module masks, circuit labels, spare screws in insulating material.

Self-adhesive label to be filled out for certification according to standard CEI 23-51.

GW40005, GW40007, GW40009: doors equipped with lock, with 2 triangular keys.

**NOTES:** Dispersible power calculated according to CEI 23-49. For the perforations, use the GW52401 milling cutter.

To restore the double insulation, use the relative accessories supplied (module masks and screwcaps) or the brackets for surface-mounting (GW44621).

For applications in the photovoltaic environment, use the surface-mounting brackets - code GW44621.

**CHARACTERISTICS:** Thermo-pressure with ball equal to 70°C.

**INSTALLATION:** for the possible enclosure-terminal block combinations, refer to the summary "COMPATIBILITY OF SURFACE-MOUNTING ENCLOSURES WITH BIPOLAR AND UNIPOLAR TERMINAL BLOCKS" in the selection guides of 40CD range.

**40 CD - PROTECTED DECORATIVE ENCLOSURES - IP40**



**IK  
08**

**IP  
40**

**GWT  
650°C**



**SMOKED TRANSPARENT DOOR - SMOOTH WALLS**



GW 40 043

**ENCLOSURES PREDISPOSED FOR TERMINAL BLOCK - WHITE RAL 9016**



Code	No. of modules EN 50022	Outer dim. LxHxD (mm)	Dispersible power (W)	Pack Carton
GW 40 043	8	200x180x100	15	14
GW 40 045	12	280x225x100	22	9
GW 40 047	24 (12X2)	280x350x100	25	6
GW 40 049	36 (18x2)	400x400x130	45	2
GW 40 051	54 (18x3)	400x550x130	63	2
GW 40 053	72 (18x4)	400x850x150	75	1

**ACCESSORIES SUPPLIED:** module masks, circuit labels. Self-adhesive label to be filled out for certification according to standard CEI 23-51.

GW40049, GW40051, GW40053, fitted with removable frame, to carry out the wiring operations outside the enclosure.

**NOTES:** Dispersible power calculated according to CEI 23-49. For the perforations, use the GW52401 milling cutter.

To restore the double insulation, use the relative accessories supplied (module masks and screwcaps or brackets for surface-mounting).

**CHARACTERISTICS:** Thermo-pressure with ball equal to 70°C.

**INSTALLATION:** for the possible enclosure-terminal block combinations, refer to the summary "COMPATIBILITY OF SURFACE-MOUNTING ENCLOSURES WITH BIPOLAR AND UNIPOLAR TERMINAL BLOCKS" in the selection guides of 40CD range.



GW 40 043 BS

**ENCLOSURES EQUIPPED WITH 80 A IP20 BIPOLAR SCREW TERMINAL BLOCKS - WHITE RAL 9016**

Code	No. of modules EN 50022	Outer dim. LxHxD (mm)	Dispersible power (W)	Pole 1 (mm <sup>2</sup> )	Pole 2 (mm <sup>2</sup> )	Pack Carton
GW 40 043 BS	8	200x180x100	15	N/E (2x16) + (7x10)	N/E (2x16) + (7x10)	14
GW 40 045 BS	12	280x225x100	22	N/E (3x16) + (11x10)	N/E (3x16) + (11x10)	9
GW 40 047 BS	24 (12X2)	280x350x100	25	N/E (3x16) + (11x10)	N/E (3x16) + (11x10)	6
GW 40 047 BD	24 (12X2)	280x350x100	25	N/E 2x[(3x16) + (11x10)]	N/E 2x[(3x16) + (11x10)]	6
GW 40 049 BS	36 (18x2)	400x400x130	45	N/E (3x16) + (17x10)	N/E (3x16) + (17x10)	2
GW 40 049 BD	36 (18x2)	400x400x130	45	N/E 2x[(3x16) + (17x10)]	N/E 2x[(3x16) + (17x10)]	2
GW 40 051 BD	54 (18x3)	400x550x130	63	N/E 2x[(3x16) + (17x10)]	N/E 2x[(3x16) + (17x10)]	2
GW 40 053 BD	72 (18x4)	400x850x150	75	N/E 2x[(3x16) + (17x10)]	N/E 2x[(3x16) + (17x10)]	1
GW 40 053 BQ	72 (18x4)	400x850x150	75	N/E 4x[(3x16) + (17x10)]	N/E 4x[(3x16) + (17x10)]	1

**ACCESSORIES SUPPLIED:** module masks, circuit labels. Self-adhesive label to be filled out for certification according to standard CEI 23-51. GW40049BS, GW40049BD, GW40051BD, GW40053BD, GW40053BQ, fitted with removable frame, to carry out the wiring operations outside the enclosure. Insulated bipolar screw 80A - IP20 terminal blocks to be installed on the frame before wiring.

**NOTES:** Dispersible power calculated according to CEI 23-49. For the perforations, use the GW52401 milling cutter. To restore the double insulation, use the relative accessories supplied (module masks and screwcaps or brackets for surface-mounting).

**CHARACTERISTICS:** thermo-pressure with ball equal to 70°C.

**BLANK DOOR - SMOOTH WALLS**



GW 40 067

**ENCLOSURES PREDISPOSED FOR TERMINAL BLOCK - WHITE RAL 9016**



Code	No. of modules EN 50022	Outer dim. LxHxD (mm)	Dispersible power (W)	Pack Carton
GW 40 063	8	200x180x100	15	14
GW 40 065	12	280x225x100	22	9
GW 40 067	24 (12X2)	280x350x100	25	6
GW 40 069	36 (18x2)	400x400x130	45	2
GW 40 071	54 (18x3)	400x550x130	63	2
GW 40 073	72 (18x4)	400x850x150	75	1

**ACCESSORIES SUPPLIED:** module masks, circuit labels. Self-adhesive label to be filled out for certification according to standard CEI 23-51. GW40069, GW40071, GW40073, fitted with removable frame, to carry out the wiring operations outside the enclosure.

**NOTES:** Dispersible power calculated according to CEI 23-49. For the perforations, use the GW52401 milling cutter. To restore the double insulation, use the relative accessories supplied (module masks and screwcaps or brackets for surface-mounting).

**CHARACTERISTICS:** thermo-pressure with ball equal to 70°C.

**INSTALLATION:** for the possible enclosure-terminal block combinations, refer to the summary "COMPATIBILITY OF SURFACE-MOUNTING ENCLOSURES WITH BIPOLAR AND UNIPOLAR TERMINAL BLOCKS" in the selection guides of 40CD range.



GW 40 067 BD

## ENCLOSURES EQUIPPED WITH 80A IP20 BIPOLAR SCREW TERMINAL BLOCKS - WHITE RAL 9016


Code	No. of modules EN 50022	Outer dim. LxHxD (mm)	Dispersible power (W)	Pole 1 (mm <sup>2</sup> )	Pole 2 (mm <sup>2</sup> )	Pack Carton
GW 40 063 BS	8	200x180x100	15	N/E (2x16) + (7x10)	N/E (2x16) + (7x10)	14
GW 40 065 BS	12	280x225x100	22	N/E (3x16) + (11x10)	N/E (3x16) + (11x10)	9
GW 40 067 BS	24 (12X2)	280x350x100	25	N/E (3x16) + (11x10)	N/E (3x16) + (11x10)	6
GW 40 067 BD	24 (12X2)	280x350x100	25	N/E 2x[(3x16) + (11x10)]	N/E 2x[(3x16) + (11x10)]	6
GW 40 069 BS	36 (18x2)	400x400x130	45	N/E (3x16) + (17x10)	N/E (3x16) + (17x10)	2
GW 40 069 BD	36 (18x2)	400x400x130	45	N/E 2x[(3x16) + (17x10)]	N/E 2x[(3x16) + (17x10)]	2
GW 40 071 BD	54 (18x3)	400x550x130	63	N/E 2x[(3x16) + (17x10)]	N/E 2x[(3x16) + (17x10)]	2
GW 40 073 BD	72 (18x4)	400x850x150	75	N/E 2x[(3x16) + (17x10)]	N/E 2x[(3x16) + (17x10)]	1
GW 40 073 BQ	72 (18x4)	400x850x150	75	N/E 4x[(3x16) + (17x10)]	N/E 4x[(3x16) + (17x10)]	1

**ACCESSORIES SUPPLIED:** module masks, circuit labels. Self-adhesive label to be filled out for certification according to standard CEI 23-51. GW40069BS, GW40069BD, GW40071BD, GW40073BD, GW40073BQ fitted with removable frame, to carry out the wiring operations outside the enclosure. Insulated bipolar screw 80A - IP20 terminal blocks to be installed on the frame) before wiring.

**NOTES:** dispersible power calculated according to CEI 23-49. For the perforations, use the GW52401 milling cutter. To restore the double insulation, use the relative accessories supplied (module masks and screwcaps or brackets for surface-mounting).

**CHARACTERISTICS:** thermo-pressure with ball equal to 70°C.

**40 CD - PROTECTED ENCLOSURES - IP40**



**IK  
08**

**IP  
40**

**GWT  
650°C**



WITHOUT DOOR - WALLS WITH PERFORATION CENTRES



GW 40 022

**ENCLOSURES PRE-ARRANGED FOR TERMINAL BLOCK - GREY RAL 7035**



Code	No. of modules EN 50022	Outer dim. LxHxD (mm)	Dispersible power (W)	Pack Carton
GW 40 022	2	45x130x85	7	84
GW 40 023	4	90x130x85	9	36
GW 40 024	6	140x155x85	14	34
GW 40 026	8	180x180x95	18	24
GW 40 028	12+1	250x215x95	27	12
GW 40 030	24+2 (12x2)	250x340x95	40	12
GW 40 032	36+3 (12x3)	250x465x95	54	9

**CHARACTERISTICS:** Thermo-pressure with ball equal to 70°C. GW40022 plumbable front.

**ACCESSORIES SUPPLIED:** module masks, circuit labels.

GW40026, GW40028, GW40030, GW40032 supplied with self-adhesive label to be filled out for certification according to standard CEI 23-51.

**NOTES:** Dispersible power calculated according to CEI 23-49. For the perforations, use the GW52401 milling cutter.

To restore the double insulation, use the relative accessories supplied (module masks and screwcaps or brackets for surface-mounting). To maintain the IP degree declared, install devices with a degree of protection of at least IP40 and use the relative accessories (module masks, screwcaps or wall mounting brackets).

**INSTALLATION:** for the possible enclosure-terminal block combinations, refer to the summary "COMPATIBILITY OF SURFACE-MOUNTING ENCLOSURES WITH BIPOLAR AND UNIPOLAR TERMINAL BLOCKS" in the selection guides of 40CD range.

**HOME NETWORK ENCLOSURE FOR NETWORK CABLING**



**IK  
09**

**IP  
65**

**GWT  
650°C**



FOR NETWORK CABLING WITH TRANSPARENT DOOR



GW 40 391

**WALL MOUNTING HOME NETWORK ENCLOSURE WITH TRANSPARENT DOOR FOR NETWORK CABLING - WHITE RAL 9016**



Code	Outer dim. LxHxD (mm)	Dispersible power (W)	Pack Carton
GW 40 391	410x655x140	50	1

**CHARACTERISTICS:** The product responds to the technical requirements of 164/2014 law as Apartment Signals Distribution Board; An innovative solution validated by Telecom Italia.

**APPLICATIONS:** the Home Networking enclosure is the central network cabling element, allowing each room to take advantage of advanced telephone and Internet services and multimedia contents. Ideal as first installation in domestic scope, tertiary and restructuring.

**ACCESSORIES SUPPLIED:** box bottom, frame with transparent door and support for housing of equipments and cablings distinguished by, 1 multiple electric socket-outlet (with 3 bivalent socket-outlets IT 2P+E 16 A 250 V); 1 multiple telephone socket-outlet with 5 RJ11 socket-outlets; 1 patch panel with 12 RJ45 ports; Kit with 5 telephone cords including RJ45-RJ11 plugs, cat.3, 4xAWG26 cable, L=0.5 m; kit with 4 ethernet cables UTP cat. 6 LSZH, L=0.6 m.

**NOTE:** Dispersible power calculated according to CEI 23-49.

## COMPLEMENTARY ITEMS

### INSTALLATION AND COUPLING



GW 44 621

#### WALL FIXING BRACKET



Code	Material	Accessories supplied	For enclosures For dist. boards	Pack Carton
GW 44 621	Insulation	Self-tapping fixing screws	All wall types	40/480

**APPLICATIONS:** used to maintain the double insulation and the original IP degree of protection of the boxes, containers and other GEWISS products.  
**ACCESSORIES SUPPLIED:** 2 fixing screws.



GW 40 474

#### AESTHETIC COUPLING COVERS FOR CONDUIT AND TRUNKING ENTRY FOR CDK DISTRIBUTION BOARDS AND ENCLOSURES



Code	For encl. /boards with rail	Fixing	Pack Carton
GW 40 473	12 Modules	Clip	20
GW 40 474	18 Modules	Clip	20

**CHARACTERISTICS:** covers with internal knockouts for trunking from 60x30mm to 200x60mm.

### WIRING



GW 40 412 B

#### INSULATED SCREW TERMINAL BLOCK BIPOLAR AND UNIPOLAR FOR ENCLOSURES AND BOARDS

Code	Pole 1 (mm <sup>2</sup> )	Pole 2 (mm <sup>2</sup> )	Fastener to supports	Pack Carton
<b>Type: Bipolar - Rated current 125 A</b>				
GW 40 401	N (1x35) + (7x10)	E (1x35) + (7x10)	With screws	10
GW 40 402	N (3x35) + (10x10)	E (3x35) + (10x10)	With screws and/or clip	10
GW 40 404	N (5x35) + (14x10)	E (5x35) + (14x10)	With screws and/or clip	10
<b>Type: Bipolar - Rated current 80 A - IP20</b>				
GW 40 408 B	N/E (2x16) + (7x10)	N/E (2x16) + (7x10)	With screws	1/10
GW 40 412 B	N/E (3x16) + (11x10)	N/E (3x16) + (11x10)	With screws and/or clip	1/10
GW 40 418 B	N/E (3x16) + (17x10)	N/E (3x16) + (17x10)	With screws and/or clip	1/10
<b>Type: Unipolar - Rated current 80 A - IP20</b>				
GW 40 408 U	N/E (2x16) + (7x10)		With screws	1/10
GW 40 412 U	N/E (3x16) + (11x10)		With screws and/or clip	1/10
GW 40 422 U	N/E (3x16) + (29x10)		With screws and/or clip	1/10
GW 40 418 U	N/E (3x16) + (17x10)		With screws and/or clip	1/10

**ACCESSORIES SUPPLIED:** fixing screws. The 80 A terminal blocks are equipped with N and E labels to be placed on the respective spaces to identify the poles.

**USES:** Ideal also for earth connection of SPD.

**CHARACTERISTICS:** GWT 960°C according to EN60695-2-11.

**INSTALLATION:** for the possible enclosure-terminal block combinations, refer to the summary "COMPATIBILITY OF SURFACE-MOUNTING ENCLOSURES WITH BIPOLAR AND UNIPOLAR TERMINAL BLOCKS" in the selection guides of 40CD range.



GW 40 413

#### ADAPTERS FOR SCREW TERMINAL BLOCKS

Code	For enclosures	Fastener to supports	Pack Carton
GW 40 413	12 M (and multiples) and 18 M (and multiples)	With screws	20

**ACCESSORIES SUPPLIED:** fixing screws.

**CHARACTERISTICS:** the adapter is pre-drilled for the correct assembly of the terminal block and pre-cut to allow installation also in enclosures with a 12 M modular step.

**INSTALLATION:** used to expand the number of possible enclosure-terminal block combinations, refer to the summary "COMPATIBILITY OF SURFACE-MOUNTING ENCLOSURES WITH BIPOLAR AND UNIPOLAR TERMINAL BLOCKS" in the selection guides of 40CD range.



GW 40 488

**INTERNAL HORIZONTAL DIVIDERS FOR CDK DISTRIBUTION BOARDS**



Code	For boards EN 50022 rail	Fixing	Pack Carton
<b>GW 40 487</b>	12 Modules	Clip	10/100
<b>GW 40 488</b>	18 Modules	Clip	10/100

**NOTES:** they permit making internal separation between the circuits having different voltages located on more than one row inside the same shell.



GW 40 493

**BLANK COVER PANELS 1 MODULE HIGH FOR CDK DISTRIBUTION BOARDS**



Code	Suitable for	For boards EN 50022 rail	Colour	Pack Carton
<b>GW 40 492</b>	CDK enclosures and boards decorative (Surface-mounting)	12 Modules	Grey RAL 7035	20
<b>GW 40 493</b>	CDK enclosures and boards decorative (Surface-mounting)	18 Modules	Grey RAL 7035	20

**CHARACTERISTICS:** sealing.

## MISCELLANEOUS



GW 40 421

### SECURITY TRIANGULAR KEY



Code	For enclosures	Material	Pack Carton
GW 40 421	40 CD Watertight IP55	Insulation	10/100



GW 40 422

### CYLINDRICAL SECURITY LOCK - FOR 40 CDK AND 40 CD DECORATIVE ENCLOSURES

Code	Material	Pack Carton
GW 40 422	Pressure die-cast metal	1/10

ACCESSORIES SUPPLIED: 2 keys.

NOTES: All the keys and relative locks with the same product code are identical.




GW 40 467

### PLASTIC MODULE COVER PROFILE



Code	No. of modules EN 50022	Colour	Pack Carton
GW 40 467	4.5	White RAL 9016	50
GW 40 423	4.5	Grey RAL 7035	50

CHARACTERISTICS: clip fixing.



GW 44 623

### INSULATING SCREW CAPS



Code	Description	Pack Carton
GW 44 623	Screwcap Ø25mm	10/100

APPLICATIONS: used to maintain the double insulation and the original IP degree of protection of the boxes, containers and other GEWISS products.

**SERVICE COMPLEMENTARY ITEMS FOR HOME NETWORK ENCLOSURES**



GW 38 097

**DATA EXPANSION KIT**

Code	Description	Pack Carton
GW 38 097	N°1 cable with RJ45 ending plugs + RJ45 panel socket	1/6

**ACCESSORIES SUPPLIED:** 1 cable with RJ45 couplings + RJ45 socket-outlet per panel.




GW 38 098

**TELEPHONE JACK EXPANSION KIT**

Code	Description	Pack Carton
GW 38 098	RJ11 telephone socket and telephone cable	1

**ACCESSORIES SUPPLIED:** 1 multiple telephone socket-outlet with 5 RJ11 socket-outlets.



GW 38 099

**PLASTIC SUPPORTS EXPANSION KIT**

Code	Description	Pack Carton
GW 38 099	DIN rail plastic support for RJ45 sockets	1/6

**CHARACTERISTICS:** support in plastic with DIN rail coupling for RJ45 expansion socket-outlet.



# 40 CD



## 40 CDK - WATERTIGHT ENCLOSURES AND BOARDS



IP65 40 CDK range of watertight enclosures from 4 to 72M with smoked transparent door. The main technical features are: reversible front and back panel, removable frames and panels with windows and detachable doors with up to 180° opening and with lock accessory.

## 40 CD - PROTECTED DECORATIVE ENCLOSURES



The 40 CD IP40 protected decorative enclosures are available in sizes from 8 to 72M, provide superior aesthetic integration with any type of furniture. Available with smoked transparent or white blank doors characterized by the "PUSH" opening and closing.

## TWO-POLE AND ONE-POLE TERMINAL BLOCKS - IP20



Available with screw wiring, the two-pole and single-pole terminal blocks allow to create simple and neat wiring reducing the set-up time of the enclosure. They can be fixed directly on the back plate of enclosures or via adapter.

## 40 CDK - MODULAR WATERTIGHT ENCLOSURES AND DISTRIBUTION BOARDS - IP65

### TECHNICAL CHARACTERISTICS

Standard: IEC EN 606070-1 (CEI 23-48); IEC EN 60670-24 (CEI 23-49) (\*).

Suitable for assemblies in compliance with IEC EN 61439-1 and IEC EN 61439-3

Degree of protection: IP65

Protection against indirect contact: double insulation - □ (•)

Installation temperature: max. +60°C; min. -25°C

Rated voltage: 400V

Rated insulation voltage: 1000V in accordance to EN 62208 (both cc and dc)

Rated current: 125A

Material: technopolymer GW PLAST.

Enclosures predisposed for terminal blocks: halogen-free in accordance with EN 60754-2 (CEI EN 50267-2-2)

Impact resistance: IK 09

Heat resistance: thermo-pressure with ball 70°C

Resistance to abnormal heat and fire: Glow wire test 650°C

(•) Complete insulation in accordance with EN 61140 Standard, obtainable with screwcaps (GW 44 623) or resin fixing brackets (GW 44 621).

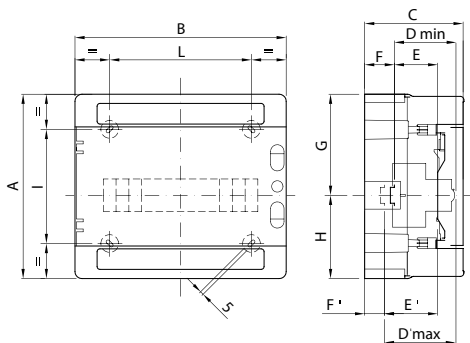
(\*) Enclosure type: GP (CEI 23-51) and PD

### BEHAVIOUR WITH CHEMICAL AND ATMOSPHERIC AGENTS

Saline solution	Acids		Bases		Solvents				Mineral oil	UV rays
	Concentrated	Diluted	Concentrated	Diluted	Hexane	Benzol	Acetone	Ethyl alcohol		
Resistant	Not resistant	Limited resistance	Not resistant	Limited resistance	Limited resistance	Not resistant	Not resistant	Limited resistance	Limited resistance	Limited resistance

## Dimension tables

### ENCLOSURES



Code	Overall dimensions			Modular assembly								Fixing		
	A	B	C	D min	E	F	G	H	D'max	E'	F'	NR	I	L
4 M GW 40 101	210	143	100	75	48	15	105	105	-	-	-	3	156	67
8M GW 40 102 GW 40 102 BS	210	215	100	75	48	15	105	105	-	-	-	4	110	115
12M GW 40 103 GW 40 103 BS	260	298	140	75	48	48	117.5	142.5	102	75	21	4	161	200
18M GW 40 106 GW 40 106 BS	285	410	140	75	48	48	117.5	142.5	102	75	21	4	185	310