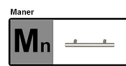

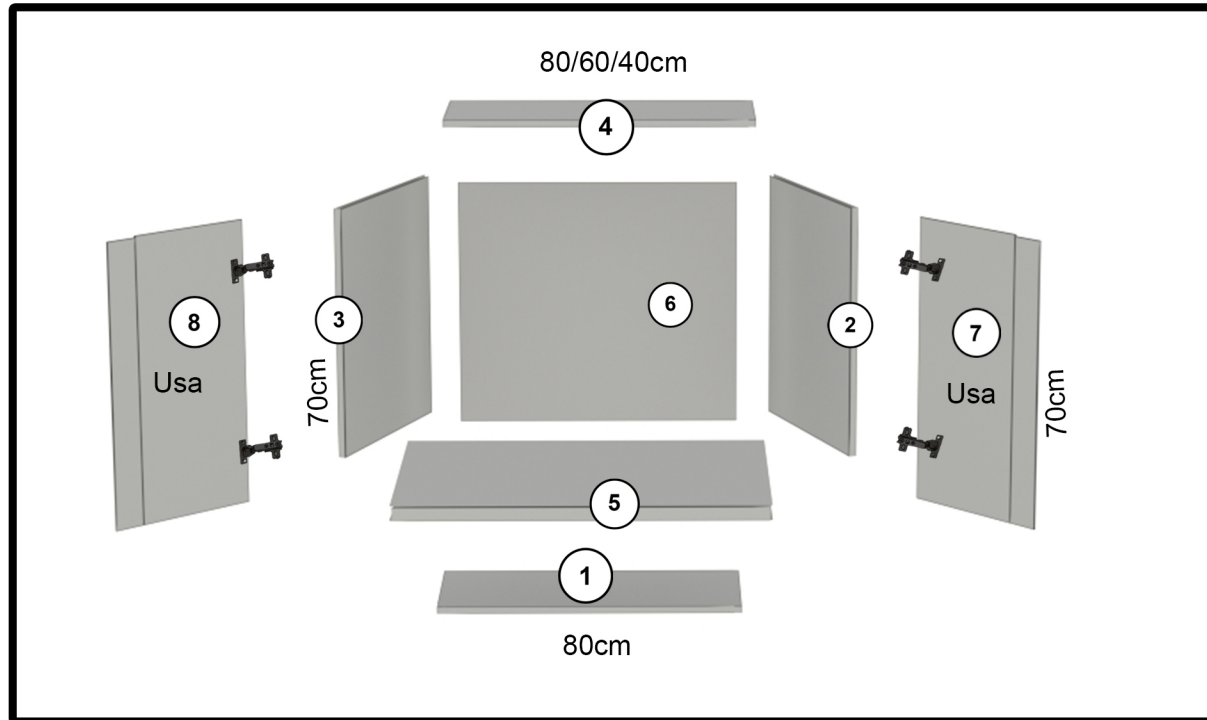


Corp

Superior 1-2 usi

BUCATARIE STENDHAL 2,6m




x2




x20




x8





x2



x4



x8



x4

Montaj Corp Superior

1. Se fixeaza placa de jos si placa de sus de laterali cu eurosurub
2. Se prinde spatele din HDF cu cuie
3. Se introduce suportii de polita si se fixeaza coltarele metalice cu S1 (3 X18) in partea superioara a lateralilor
4. Se fixeaza balamalele pe usi cu S1 (3X18) dupa care se monteaza pe laterali cu S1 (3X18)
5. Se fixeaza telescoapele de laterali si usi cu S1 unde este cazul
6. Se pun manerele cu suruburile lor aferente



ATENTIE

Montajul necorespunzator atrage
dupa sine pierderea garantiei!