

ACCESORII TERASĂ SISTEM ARKIMEDE

1 Bază cauciuc antizgomot


2 Bază suport

3 Distanțier



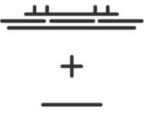
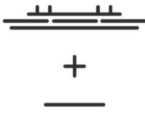






4 Piuliță rotativă

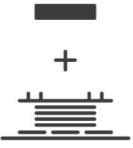

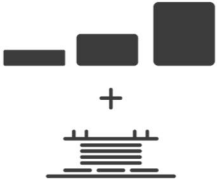
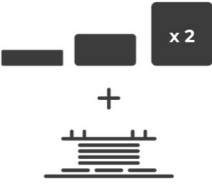
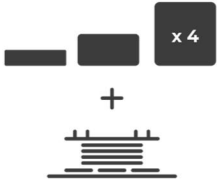
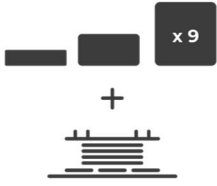


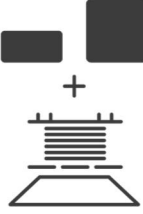
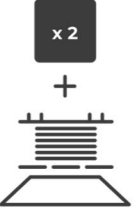
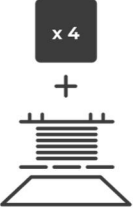






5 Cap suport

6 Cauciuc antizgomot



TABEL SINOPTIC ARKIMEDE DECK ŞI CERAMIC

	h. 10 mm	h. 15 mm	h. 18 mm	h. 20 mm	h. 35 mm	h. 60 mm
ARKIMEDE 10	 <p>Arkimede 10</p>	 <p>Arkimede 10</p>	 <p>Arkimede 10 + distantier h. 5 mm</p>	 <p>Arkimede 10 + distantier h. 5 mm</p>		
ARKIMEDE 18			 <p>Arkimede 18</p>	 <p>Arkimede 18</p>	 <p>Arkimede 18 + distantier h. 9 mm</p>	
ARKIMEDE 35					 <p>Arkimede 35</p>	 <p>Arkimede 35</p>
ARKIMEDE 60						 <p>Arkimede 60</p>
ARKIMEDE 115						

h. 85 mm	h. 115 mm	h. 220 mm	h. 300 mm	h. 500 mm	h. 1.000 mm
 <p>Arkimede 35 + distanțiere h. 25 mm</p>	 <p>Arkimede 35 + distanțiere h. 25 and 50 mm</p>	 <p>Arkimede 35 + distanțiere h. 25, 50 and 100 mm</p>	 <p>Arkimede 35 + distanțiere h. 25, 50 and 2 distanțiere de 100 mm</p>	 <p>Arkimede 35 + distanțiere h. 25, 50 and 4 distanțiere de 100 mm</p>	 <p>Arkimede 35 + distanțiere h. 25, 50 and 9 distanțiere de 100 mm</p>
 <p>Arkimede 60</p>	 <p>Arkimede 60</p>	 <p>Arkimede 60 + distanțiere h. 50 and 100 mm</p>	 <p>Arkimede 60 + distanțiere 2 x 100 mm</p>	 <p>Arkimede 60 + distanțiere 4 x 100 mm</p>	 <p>Arkimede 60 + distanțiere 9 x 100 mm</p>
 <p>Arkimede 115</p>	 <p>Arkimede 115</p>	 <p>Arkimede 115 + distanțiere 100 mm</p>	 <p>Arkimede 115 + distanțiere 3 x 100 mm</p>	 <p>Arkimede 115 + distanțiere 8 x 100 mm</p>	

ARKIMEDE 18 NANO - SUPORT PENTRU PAVAJ ȘI DECK 18-36mm

ARKIMEDE 18 NANO - PAVEMENT AND DECK SUPPORT 18-36mm

REGISTRU DE CODURI / CODE REGISTRY

Ref.	COD	DENUMIRE PRODUS	ÎNĂLȚIME (mm)	Pac.	Pal.	Kg.	PREȚ €
01	519/30331	ARKIMEDE 18 CERAMIC (2mm) + DISTANȚIER 9mm	de la 18 la 36	30 buc	1350 buc	0,154	
01	521/30521	ARKIMEDE 18 CERAMIC (4mm) + DISTANȚIER 9mm	de la 18 la 36	30 buc	1350 buc	0,154	
02	524/30524	ARKIMEDE 18 DECK	de la 18 la 27	30 buc	1200 buc	0,154	



01



02

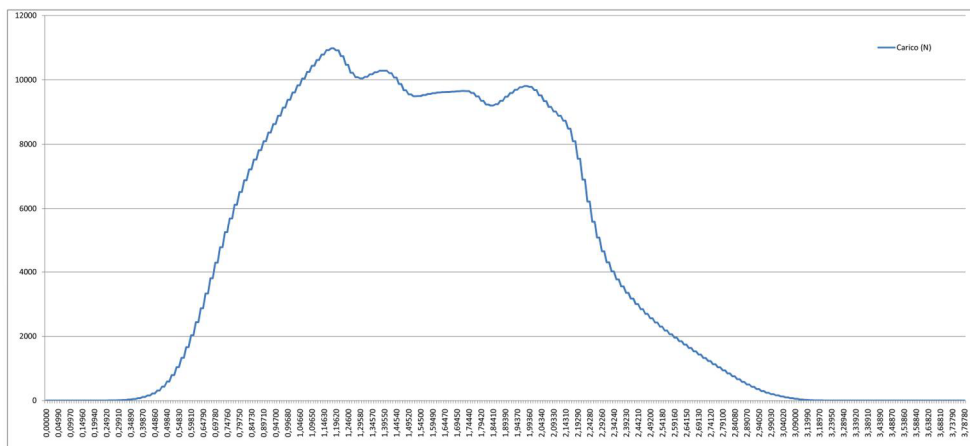
DATE TEHNICE / TECHNICAL DATA:

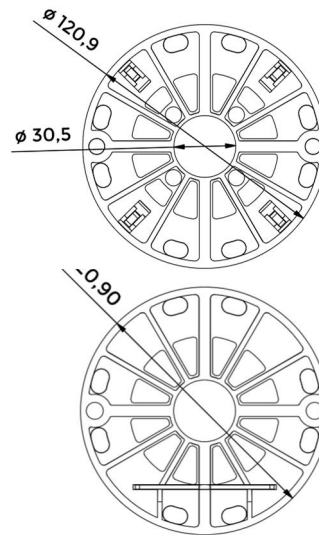

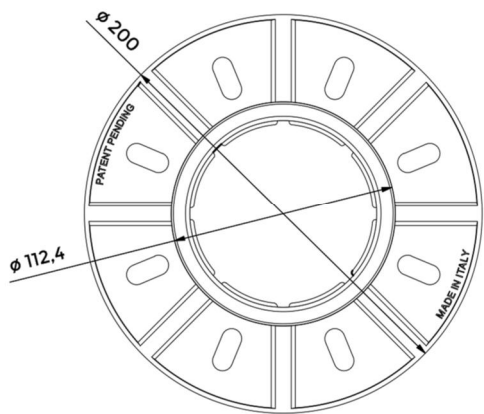
Support **ARKIMEDE** cu înălțime reglabilă începând de la 18 mm.
 Suprafața de stabilire a bazei: 314 cm².
Diametrul capului: 120mm cu o suprafață de stabilire de 113 cm².
 Baza permite drenajul corect al apei.
Material: Fabricat din PP (polipropilenă).
Utilizare: Utilizat în zonele exterioare, terase, trotuare.
Temperatura de operare: -40C—+80C
Domeniu de utilizare: Membrană impermeabilă, panouri izolante dure, șape și planuri solide și compacte.

Height-adjustable **ARKIMEDE** stand from 18 mm.
 Base laying surface: 314 cm².
Head diameter: 120 mm with a laying surface of 113 cm².
 The base allows the correct drainage of water.
Material: Made of PP (polypropylene).
Used: Used in outdoor areas, terraces, sidewalks.
Operating temperature: -40C—+80C
Fields of use: Waterproof membrane, hard insulating panels, screeds and solid and compact pose plans

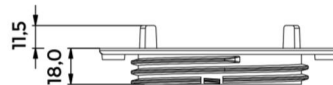
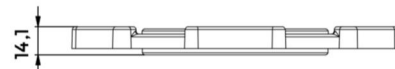

TEST DE SARCINĂ / LOAD TEST:

	Maximum Load at yield [kN]
Test 1	10,90
Test 2	10,70
Test 3	11,60
Average Value	11,06

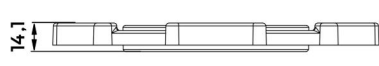
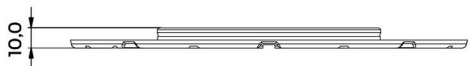




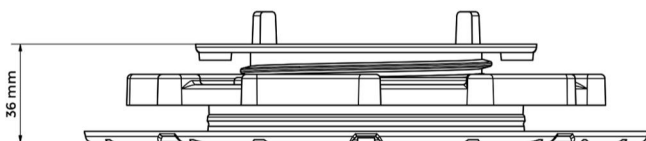
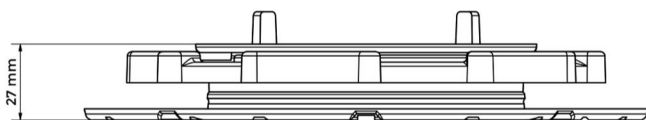
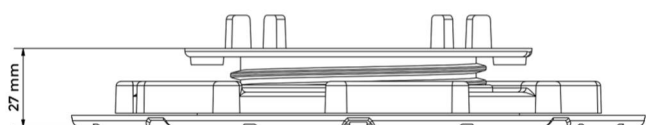
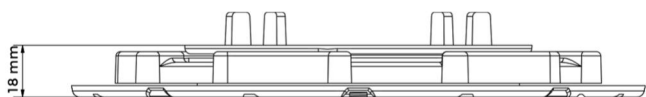
ARKIMEDE 18 CERAMIC & DECK



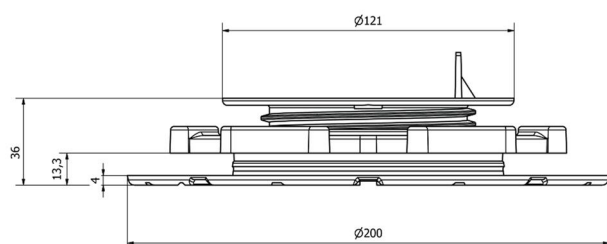
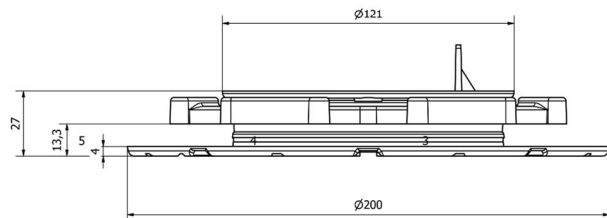
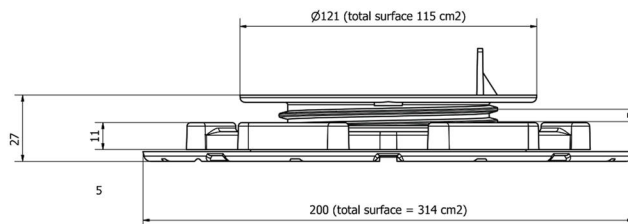
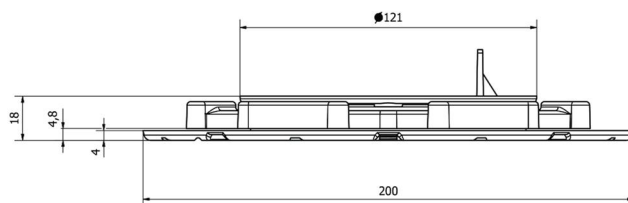
ARKIMEDE 18 CERAMIC—profil



ARKIMEDE 18 DECK—profil



ARKIMEDE 18 CERAMIC



ARKIMEDE 18 DECK

ARKIMEDE 35 - SUPORT PENTRU PAVAJ ȘI DECK 35-60mm

ARKIMEDE 35 - PAVEMENT AND DECK SUPPORT 35-60mm

REGISTRU DE CODURI / CODE REGISTRY:

Ref.	COD	DENUMIRE PRODUS	ÎNĂLȚIME (mm)	Pac.	Pal.	Kg.	PREȚ €
01	520/30520	ARKIMEDE 35 CERAMIC (2mm)	de la 35 la 60	30 buc	1350 buc	0,158	
01	518/30262S	ARKIMEDE 35 CERAMIC (4 mm)	de la 35 la 60	30 buc	1350 buc	0,158	
02	523/30523	ARKIMEDE 35 DECK	de la 35 la 60	30 buc	1200 buc	0,158	



01



02

DATE TEHNICE / TECHNICAL DATA:

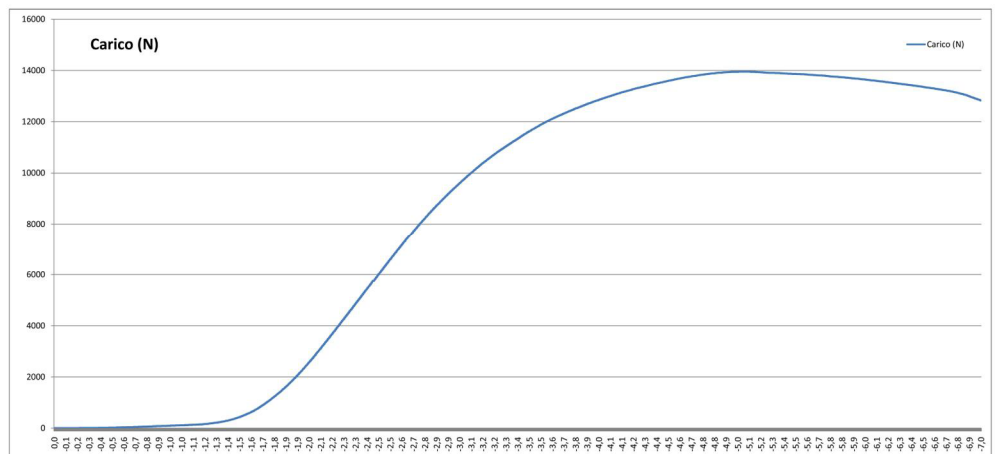
Support **ARKIMEDE** cu înălțime reglabilă începând de la 35 mm.
 Înălțime maximă recomandată: 500mm;
 Suprafața de stabilire a bazei: 314 cm².
Diametrul capului: 120mm cu o suprafață de stabilire de 113 cm².
 Baza permite drenajul corect al apei.
Material: Fabricat din PP (polipropilenă).
Utilizare: Utilizat în zonele exterioare, terase, trotuare.
 Temperatura de operare: -40C—+80C
Domeniu de utilizare: Membrană impermeabilă, panouri izolante dure, șape și planuri solide și compacte.

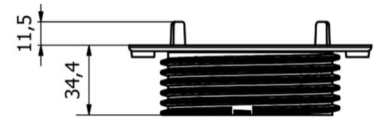
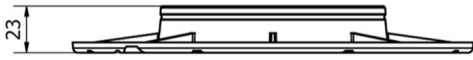
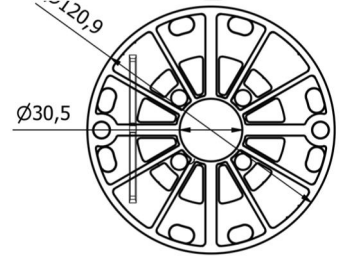
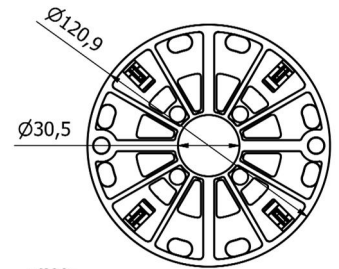

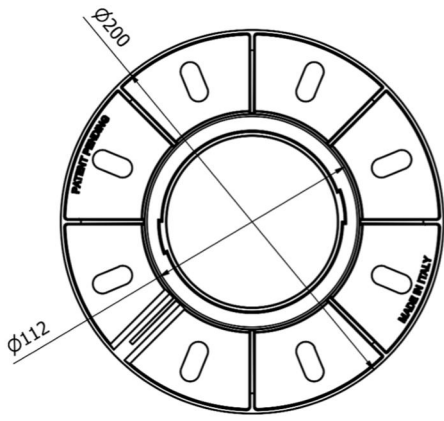
Height-adjustable **ARKIMEDE** stand from 35 mm.
 Maximum recommended height: 500mm;
 Base laying surface: 314 cm².
Head diameter: 120 mm with a laying surface of 113 cm².
 The base allows the correct drainage of water.
Material: Made of PP (polypropylene).
Used: Used in outdoor areas, terraces, sidewalks.
 Operating temperature: -40C—+80C
Fields of use: Waterproof membrane, hard insulating panels, screeds and solid and compact pose plans

TEST DE SARCINĂ / LOAD TEST:

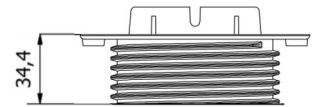
Code	Dimensions	Max Load [N]
	h = 60 mm	10.409
	h = 85 mm	9.107
	h = 110 mm	10.234
	h = 135 mm	9.946
	h = 510 mm	9.740

The test was made using a 150mm diameter punch

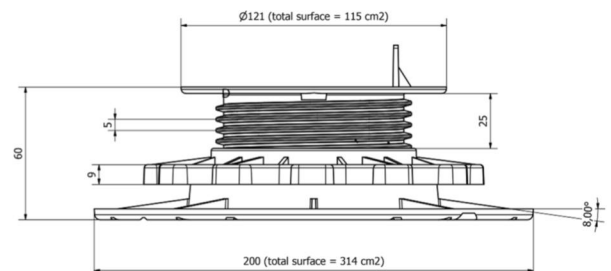
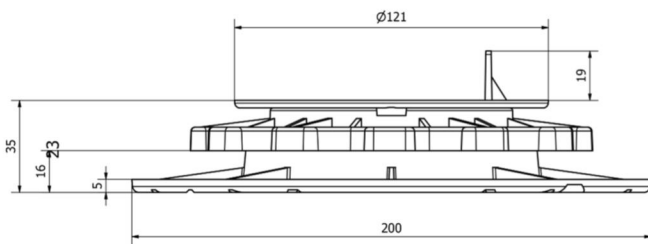




ARKIMEDE 36 CERAMIC—profil



ARKIMEDE 36 DECK—profil




ARKIMEDE 36 DECK—profil

ARKIMEDE 60 - SUPORT PENTRU PAVAJ ȘI DECK 60-115mm


ARKIMEDE 60 - PAVEMENT AND DECK SUPPORT 60-115mm

REGISTRU DE CODURI / CODE REGISTRY:

Ref.	COD	DENUMIRE PRODUS	ÎNĂLȚIME (mm)	Pac.	Pal.	Kg.	PREȚ €
01	536/30536	ARKIMEDE 60 CERAMIC (2mm)	de la 60 la 115	30 buc	450 buc	0,240	
01	534/30534	ARKIMEDE 60 CERAMIC (4 mm)	de la 60 la 115	30 buc	450 buc	0,240	
02	527/30527	ARKIMEDE 60 DECK	de la 60 la 115	30 buc	450 buc	0,240	



01



02

DATE TEHNICE / TECHNICAL DATA:

Support **ARKIMEDE** cu înălțime reglabilă începând de la 60 mm.
 Înălțime maximă recomandată: 500mm;
 Suprafața de stabilire a bazei: 314 cm².
Diametrul capului: 120mm cu o suprafață de stabilire de 113 cm².
 Baza permite drenajul corect al apei.
Material: Fabricat din PP (polipropilenă).
Utilizare: Utilizat în zonele exterioare, terase, trotuare.
 Temperatura de operare: -40C—+80C
Domeniu de utilizare: Membrană impermeabilă, panouri izolante dure, șape și planuri solide și compacte.
 Observație: Suportul de bază are o formă specială ce permite suprapunere a două sau mai multe suporturi.

Height-adjustable **ARKIMEDE** stand from 60 mm.
 Maximum recommended height: 500mm;
 Base laying surface: 314 cm².
Head diameter: 120 mm with a laying surface of 113 cm².
 The base allows the correct drainage of water.
Material: Made of PP (polypropylene).
Used: Used in outdoor areas, terraces, sidewalks.
 Operating temperature: -40C—+80C
Fields of use: Waterproof membrane, hard insulating panels, screeds and solid and compact pose plans.
 Observation: Each base has a special bottom shape that allow to be stack on another base.

TEST DE SARCINĂ / LOAD TEST:

TEST 1

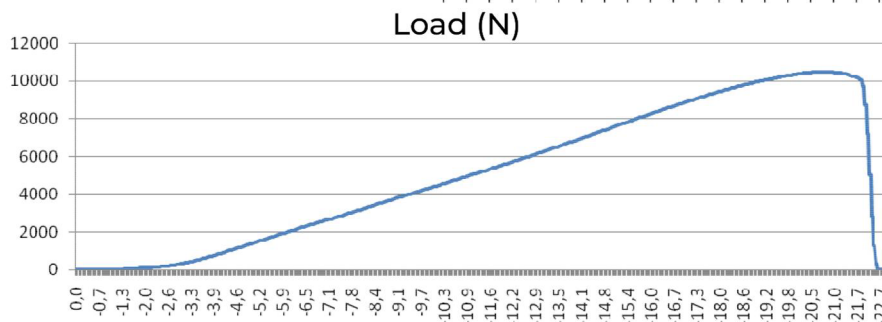
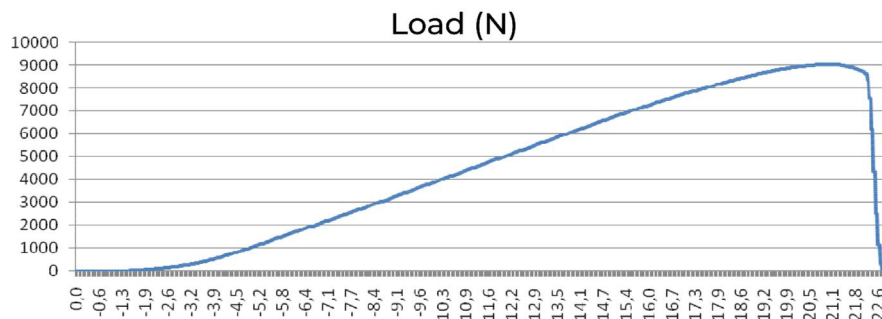
Code	Dimensions	Maximum Load [N]
	h = 1.120 mm	9.033


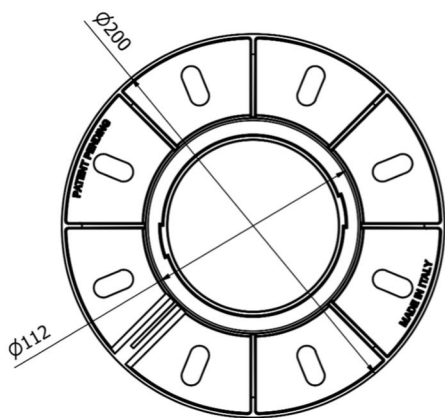
A laying punch of 150 mm diameter was used to carry out the test.

TEST 2

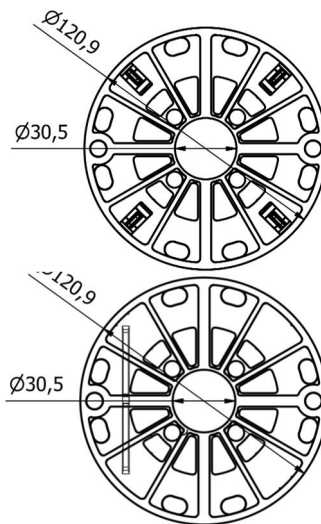
Code	Dimensions	Maximum Load [N]
	h = 1.100 mm	10.467

A laying punch of 150 mm diameter was used to carry out the test.

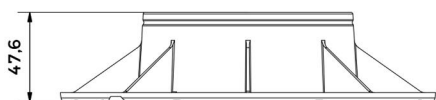
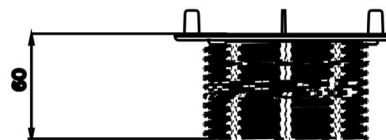




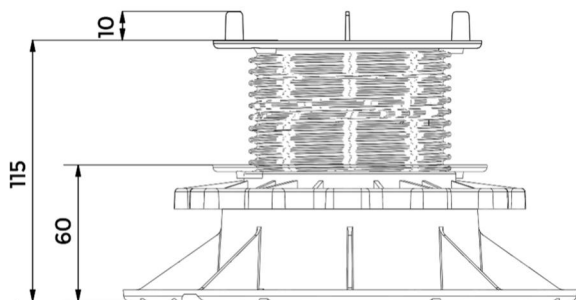
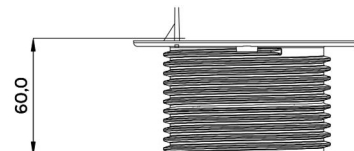
ARKIMELE 60 CERAMIC & DECK



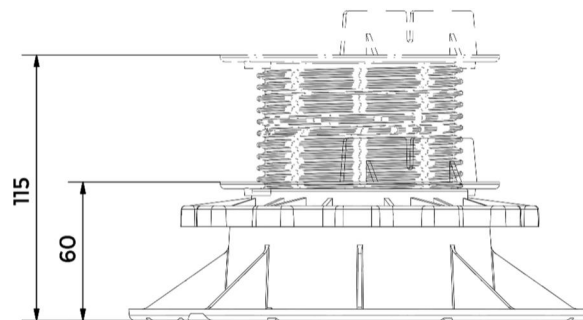
ARKIMELE 60 CERAMIC—profil



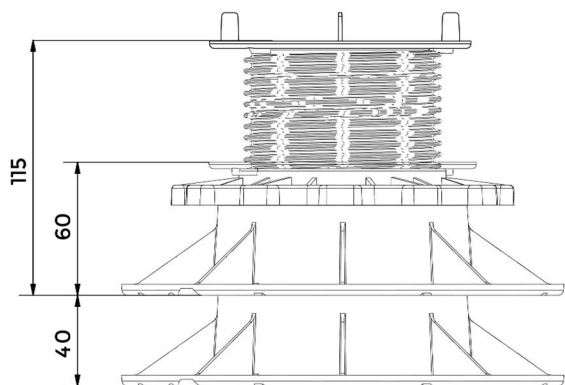
ARKIMELE 60 DECK—profil



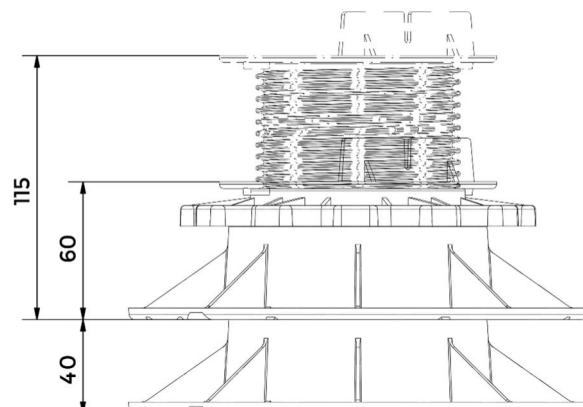
ARKIMELE 60 CERAMIC



ARKIMELE 60 DECK



ARKIMELE 60 CERAMIC—bază suprapusă



ARKIMELE 60 DECK—bază suprapusă

ARKIMEDE 115 - SUPORT PENTRU PAVAJ ȘI DECK 115-220mm

ARKIMEDE 115 - PAVEMENT AND DECK SUPPORT 115-220mm

REGISTRU DE CODURI / CODE REGISTRY:

Ref.	COD	DENUMIRE PRODUS	ÎNĂLȚIME (mm)	Pac.	Pal.	Kg.	PREȚ €
01	529/30529	ARKIMEDE 115 CERAMIC (2mm)	de la 115 la 220	15 buc	225 buc	0,358	
01	535/30535	ARKIMEDE 115 CERAMIC (4 mm)	de la 115 la 220	15 buc	225 buc	0,358	
02	528/30528	ARKIMEDE 115 DECK	de la 115 la 220	15 buc	225 buc	0,358	



01



02

DATE TEHNICE / TECHNICAL DATA:

Support **ARKIMEDE** cu înălțime reglabilă începând de la 115 mm.
 Înălțime maximă recomandată: 500mm;
 Suprafața de stabilire a bazei: 314 cm².
Diametrul capului: 120mm cu o suprafață de stabilire de 113 cm².
 Baza permite drenajul corect al apei.
Material: Fabricat din PP (polipropilenă).
Utilizare: Utilizat în zonele exterioare, terase, trotuare.
 Temperatura de operare: -40C—+80C
Domeniu de utilizare: Membrană impermeabilă, panouri izolante dure, șape și planuri solide și compacte.
 Observație: Suportul de bază are o formă specială ce permite suprapunere a două sau mai multe suporturi.

Height-adjustable **ARKIMEDE** stand from 115 mm.
 Maximum recommended height: 500mm;
 Base laying surface: 314 cm².
Head diameter: 120 mm with a laying surface of 113 cm².
 The base allows the correct drainage of water.
Material: Made of PP (polypropylene).
Used: Used in outdoor areas, terraces, sidewalks.
 Operating temperature: -40C—+80C
Fields of use: Waterproof membrane, hard insulating panels, screeds and solid and compact pose plans.
 Observation: Each base has a special bottom shape that allow to be stack on another base.

TEST DE SARCINĂ / LOAD TEST:

TEST 1

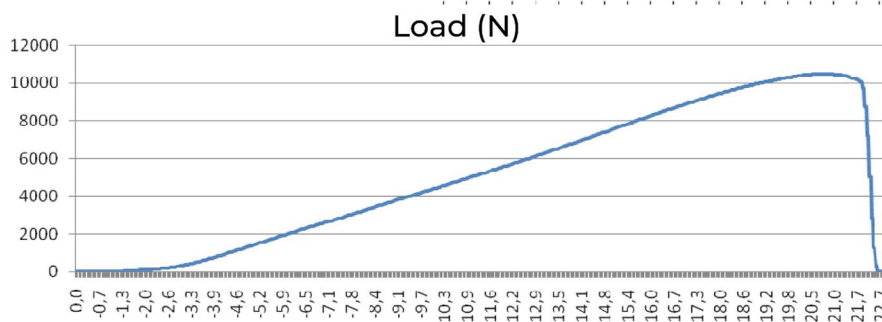
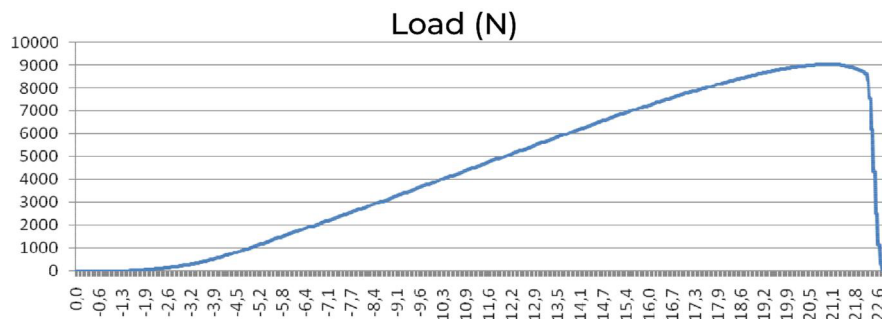
Code	Dimensions	Maximum Load [N]
	h = 1.120 mm	9.033


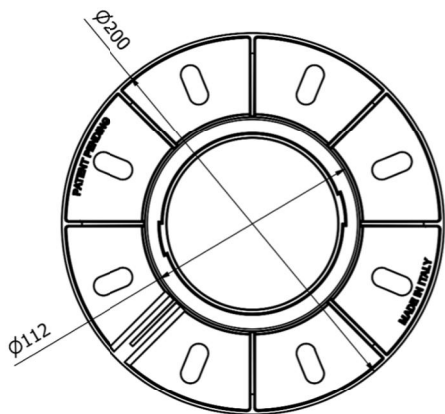
A laying punch of 150 mm diameter was used to carry out the test.

TEST 2

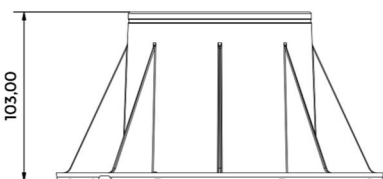
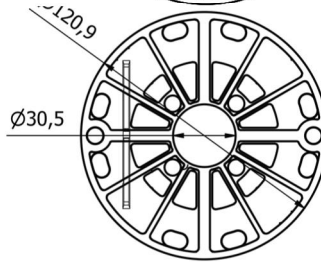
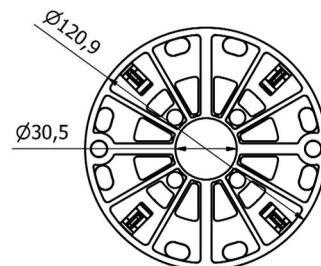
Code	Dimensions	Maximum Load [N]
	h = 1.100 mm	10.467

A laying punch of 150 mm diameter was used to carry out the test.

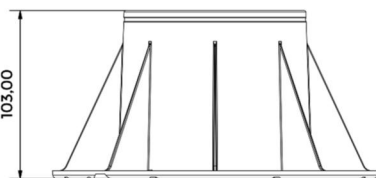
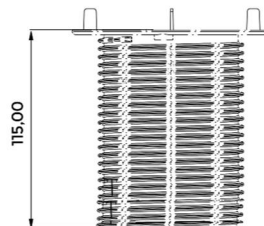




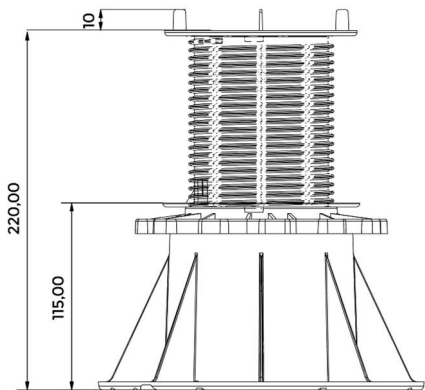
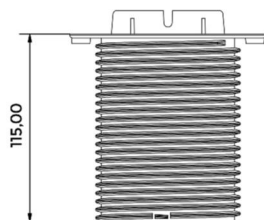
ARKIMEDE 115 CERAMIC & DECK



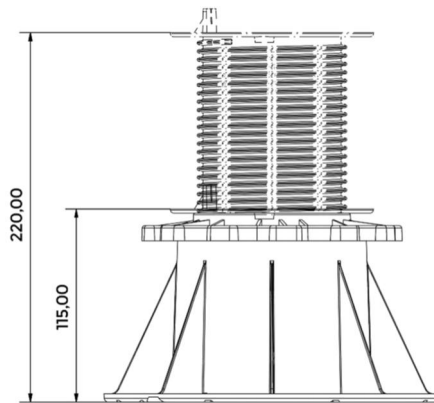
ARKIMEDE 115 CERAMIC—profil lateral



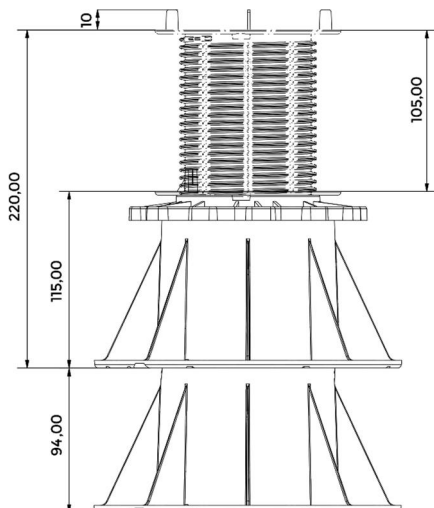
ARKIMEDE 115 DECK—profil lateral



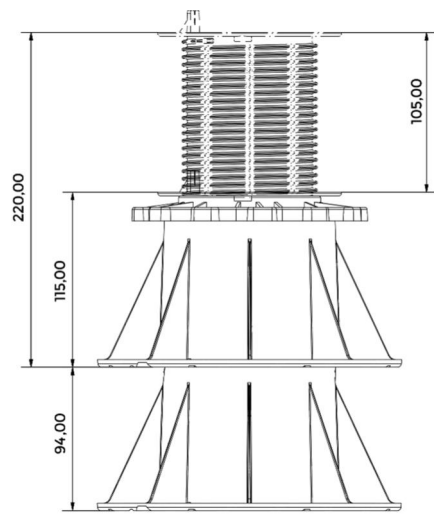
ARKIMEDE 115 CERAMIC



ARKIMEDE 115 DECK



ARKIMEDE 115 CERAMIC—bază suprapusă



ARKIMEDE 115 DECK—bază suprapusă

DISTANȚIERE PENTRU SISTEM ARKIMEDE H25 H50 H100

SPACERS FOR ARKIMEDE SYSTEM H25 H50 H100

REGISTRU DE CODURI / CODE REGISTRY:

Ref.	COD	DENUMIRE PRODUS	ÎNĂLȚIME (mm)	Pac.	Pal.	Kg.	PREȚ €
01	516/30201	DISTANȚIER H25	25	30 buc	2700 buc	0,044	
02	517/30205	DISTANȚIER H50	50	30 buc	1620 buc	0,072	
03	522/30323	DISTANȚIER H100	100	30 buc	600 buc	0,160	

01



h. 25 mm

02



h. 50 mm

03



h. 100 mm

DATE TEHNICE / TECHNICAL DATA:

Descriere: Distanțier pentru sisteme **ARKIMEDE** cu înălțimi de 25, 50, 100 mm;

Material: Fabricat din PP (polipropilenă).

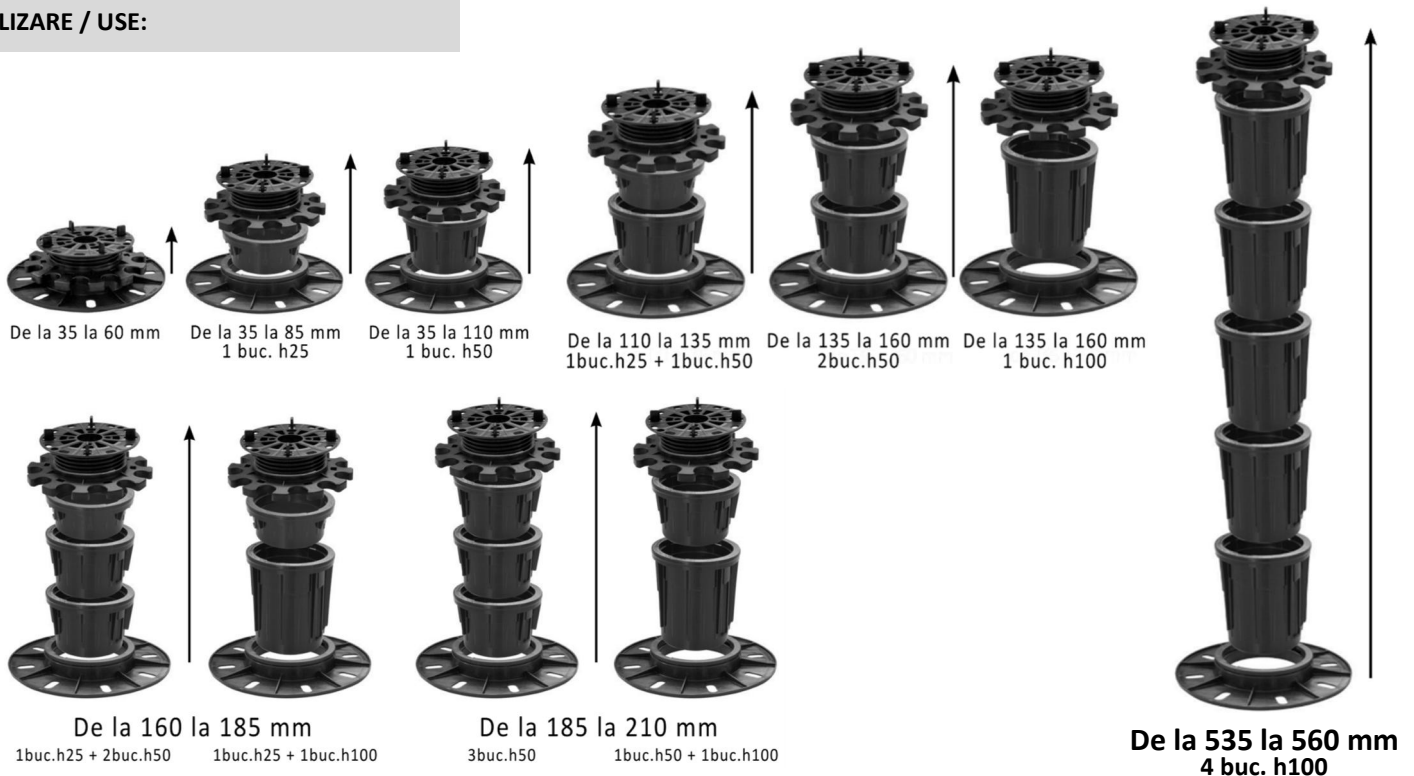
Utilizare: Folosit pentru extinderea înălțimii suportului telescopic **ARKIMEDE**.

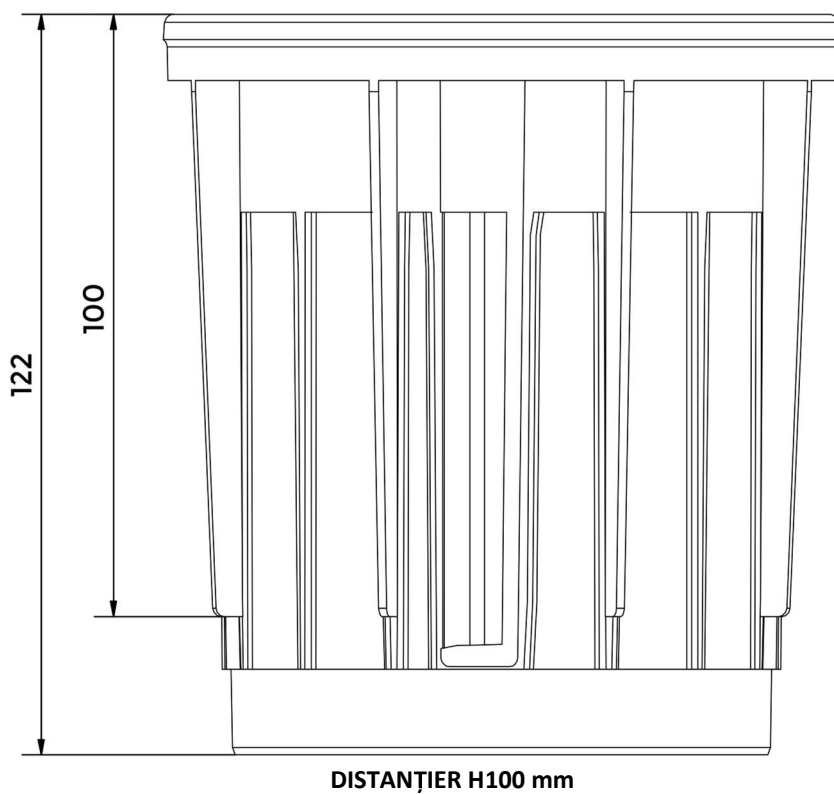
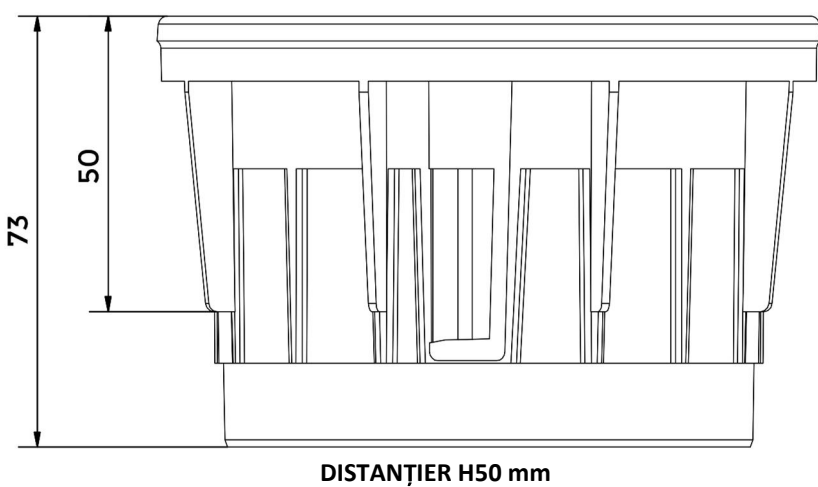
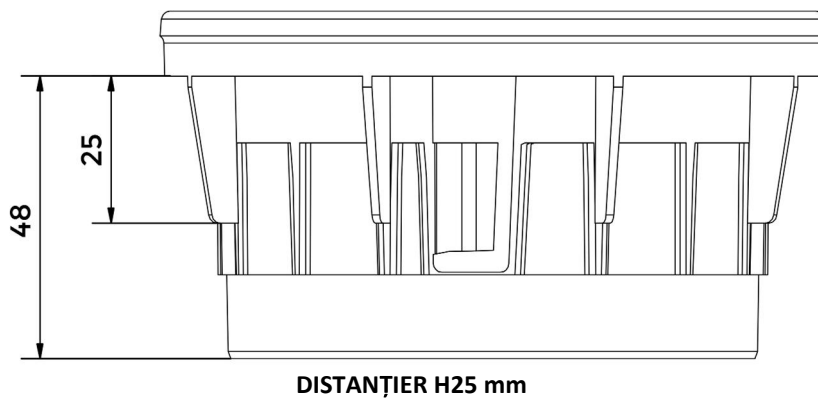
Description: Spacer for **ARKIMEDE** systems with heights of 25, 50, 100 mm;

Material: Made of PP (polypropylene).

Used: Used to extend the height of the **ARKIMEDE** telescopic support.

UTILIZARE / USE:






CLEVER—NIVELATOR DE PANTĂ 1% 3% 5%

CLEVER—SLOPE LEVELER 1% 3% 5%

REGISTRU DE CODURI / CODE REGISTRY:


Ref.	COD	DENUMIRE PRODUS	ÎNĂLȚIME (mm)	Pac.	Pal.	Kg.	PREȚ €
01	30240-1	NIVELATOR DE PANTĂ CLEVER 1%	-	360 buc	32400 buc	0,011	
02	30240-3	NIVELATOR DE PANTĂ CLEVER 3%	-	360 buc	32400 buc	0,019	
03	30240-5	NIVELATOR DE PANTĂ CLEVER 5%	-	180 buc	16200 buc	0,027	

01




1%

02



3%

03



5%

DATE TEHNICE / TECHNICAL DATA:

Descriere: Cover de cauciuc fonoabsorbant până la 12db pentru sistemul **ARKIMEDE**. Grosime 3 mm.

Material: Fabricat din cauciuc (TPV).


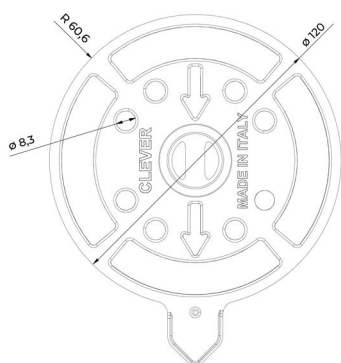
Utilizare: Clever permite compensarea pantelor. Se pune pe capul de sprijin (cu săgeata de-a lungul direcției de pantă) și se răsuștește pentru un reglaj final. Clever creează o suprafață plană și reduce zgomotul pașilor.

Description: Leveling disc for **ARKIMEDE**. Diameter 120 mm, 3 levels: 1% 3% 5%

Material: Made of polypropylene


Use: Clever allows slope compensation. Place on the support head (with the arrow along the direction of the slope) and turn for a final adjustment. Clever creates a flat surface and reduces the noise of footsteps.

SCHIȚĂ TEHNICĂ / TECHNICAL DRAWING:



UTILIZARE / USE:

0%



from 1% to 5%




BAZĂ CAUCIUC ANTIZGOMOT 20X20cm

SOUND-ABSORBING RUBBER BASE 20X20CM

REGISTRU DE CODURI / CODE REGISTRY:

Ref.	COD	DENUMIRE PRODUS	ÎNĂLȚIME (mm)	Pac.	Pal.	Kg.	PREȚ €
01	30315	BAZĂ CAUCIUC 20x20cm	3	80 buc	6720 buc	-	

01



DATE TEHNICE / TECHNICAL DATA:

Descriere: Disc nivelare pentru ARKIMEDE. Diametru 120 mm, 3

nivele: 1% 3% 5%

Material: Fabricat din polipropilenă

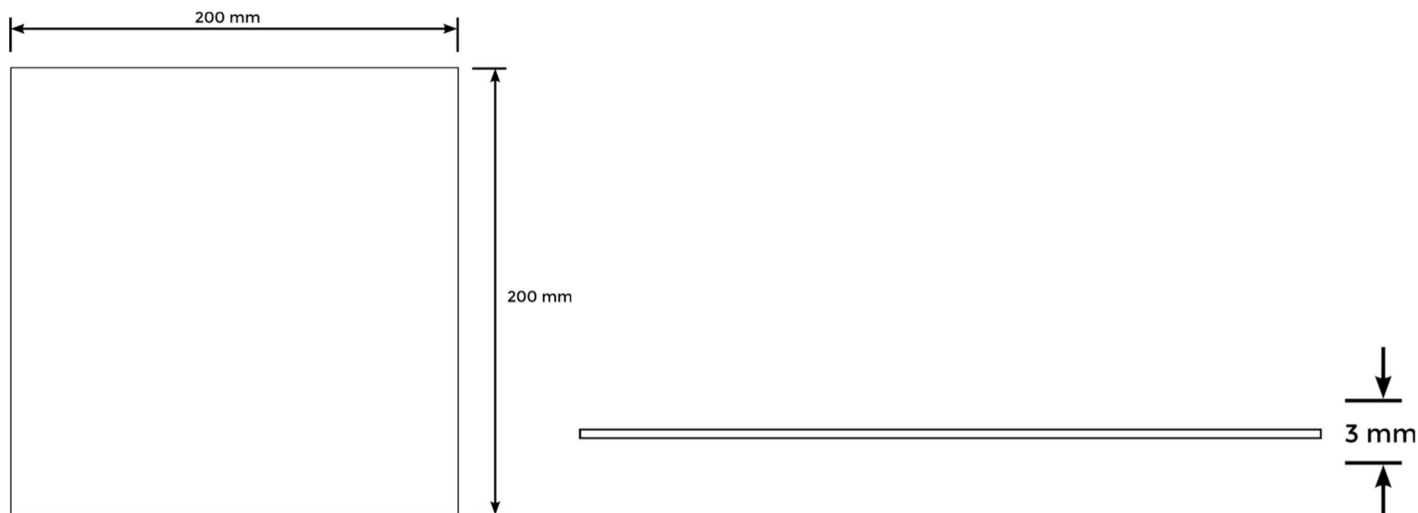
Utilizare: Folosit pentru a fi poziționat la baza sistemului ARKIMEDE poate reduce zgomotul de pași cu până la 12 dB.

Description: Sound-absorbing rubber mat for the ARKIMEDE system. Thickness 3 mm.

Material: Made of rubber (POS).

Usage: Used to be positioned at the base of the ARKIMEDE system can reduce step noise by up to 12 dB.

SCHIȚĂ TEHNICĂ / TECHNICAL DRAWING:



UTILIZARE / USE:

