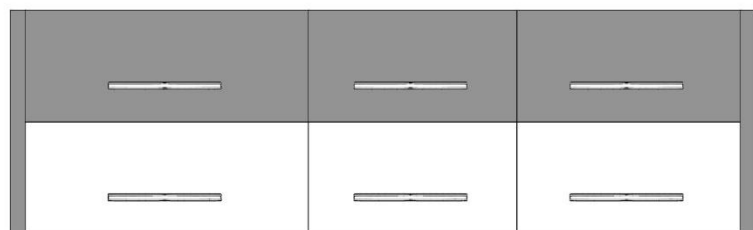
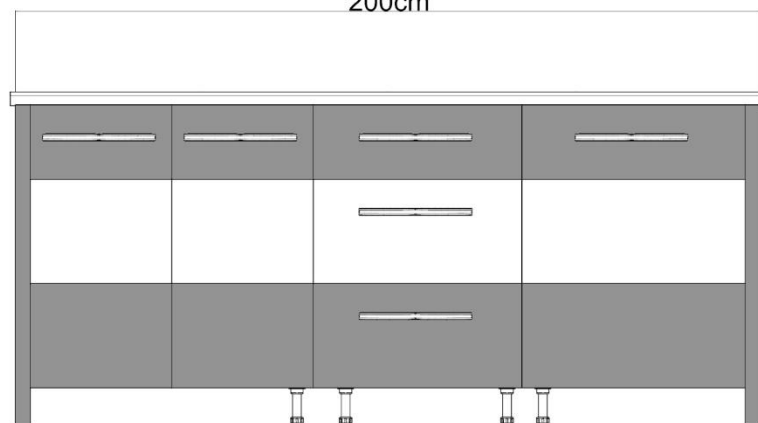


# BUCATARIE 2000mm

# PETRA



200cm



**SOCUB**  
CONFORT PENTRU CASA TA

**ATENȚIE!**











Montajul necorespunzător atrage după sine, pierderea garanției produsului.



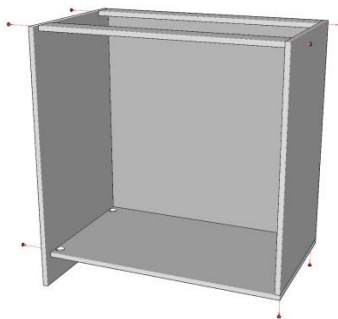
Acordați o atenție sporită!  
Posibilitate de accidentare!

**REPERE CORP INFERIOR  
CU 2 USI – 80 cm STANGA**

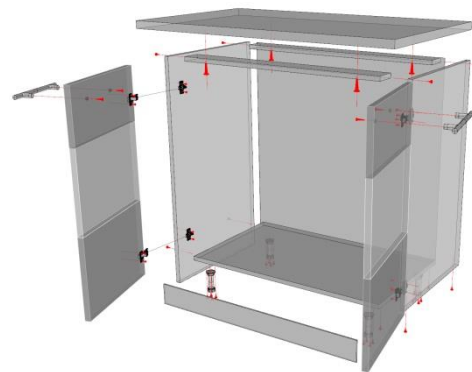
| simbol     | bucati   | denumire   |
|------------|----------|--|
| <b>F</b>   | <b>1</b> | PLACA INFERIOARA<br>DIMENSIUNI : 784 X 450       |
| <b>Ps</b>  | <b>1</b> | PERETE LATERAL STANGA<br>DIMENSIUNI : 860 X 480  |
| <b>Pd</b>  | <b>1</b> | PERETE LATERAL DREAPTA<br>DIMENSIUNI : 750 X 450 |
| <b>L</b>   | <b>2</b> | LEZENE<br>DIMENSIUNI : 768 X 70                  |
| <b>HDF</b> | <b>1</b> | HDF SPARE CORP<br>DIMENSIUNI : 795 x 760         |
| <b>U1</b>  | <b>2</b> | USA<br>DIMENSIUNI : 388 x 184                    |
| <b>U2</b>  | <b>2</b> | USA<br>DIMENSIUNI : 388 x 284                    |
| <b>U3</b>  | <b>2</b> | USA<br>DIMENSIUNI : 388 x 284                    |
| <b>X</b>   | <b>1</b> | BALT TERMOREZISTENT<br>DIMENSIUNI : 2000 x 600   |
| <b>S</b>   | <b>1</b> | SOCLU / PLINTA<br>DIMENSIUNI : 2000 x 100        |

| KIT DEMONTABIL        |   |           |
|-----------------------|---|-----------|
| <b>K</b>              |  | <b>2</b>  |
| CONFIRMATOR 50mm      |   |           |
| <b>C</b>              |  | <b>6</b>  |
| SURUB -3.5x40mm       |   |           |
| <b>S7</b>             |  | <b>4</b>  |
| SURUB -3.5x16mm       |   |           |
| <b>S3</b>             |  | <b>24</b> |
| CUIE                  |   |           |
| <b>Q</b>              |  | <b>30</b> |
| BALAMA                |   |           |
| <b>B</b>              |  | <b>4</b>  |
| MANER                 |   |           |
| <b>M</b>              |  | <b>2</b>  |
| SURUB MANER           |   |           |
| <b>N</b>              |  | <b>4</b>  |
| TALPA/protectie podea |   |           |
| <b>T</b>              |  | <b>2</b>  |
| PICIOR PLASTIC        |   |           |
| <b>T</b>              |  | <b>2</b>  |

Se fixeaza **F** (placa inferioara) pe **P** (peretele lateral stanga) cu cate 2 demontabili **K**.  
Se strang camele **K** –prin invariere in sens +  
Se fixeaza **P** (peretele latal dreapta) pe **F** (placa inferioara) cu cate 2 configuratoare **C**.  
Se fixeaza **L** (lezenele) pe **P** (pereti laterali) cu cate 2 configuratoare **C**.



Se aduce corpul la vinclu de 90\* si se fixeaza **HDF** (spate) cu **Q** (cuiie).  
Se fixeaza **T** (picioarele) cu cute 4 suruburi **S3**.  
Se fixeaza **X** (blatul) pe **L** (lezene) cu suruburi **S7**  
Se fixeaza **S** (plinta) de **T** (picioare).


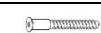











Se monteraza **U** (usile) folosind **B** (balamale) cu suruburi **S3** . Usile sunt formate din **U1 / U2 / U3**.  
Se monteaza **M** (manerele) usilor folosind 2 suruburi **N** pentru fiecare maner.

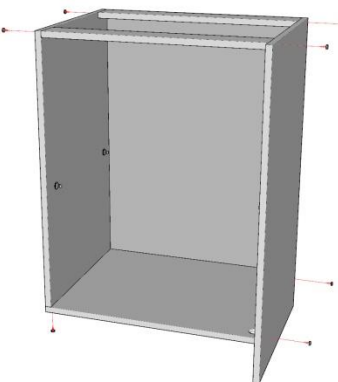


**REPERE CORP INFERIOR  
CU 1 USA – 60 cm DREAPTA**

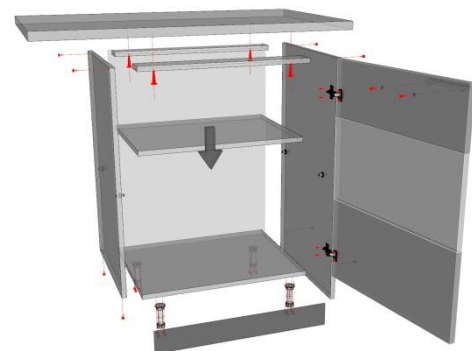
| simbol     | bucati   | denumire   |
|------------|----------|--|
| <b>F</b>   | <b>1</b> | PLACA INFERIOARA<br>DIMENSIUNI : 584 X 450       |
| <b>Ps</b>  | <b>1</b> | PERETE LATERAL STANGA<br>DIMENSIUNI : 750 X 450  |
| <b>Pd</b>  | <b>1</b> | PERETE LATERAL DREAPTA<br>DIMENSIUNI : 860 X 480 |
| <b>L</b>   | <b>2</b> | LEZENE<br>DIMENSIUNI : 568 X 70                  |
| <b>HDF</b> | <b>1</b> | HDF SPARE CORP<br>DIMENSIUNI : 595 x 760         |
| <b>PM</b>  | <b>1</b> | POLITA MOBILA<br>DIMENSIUNI : 568 X 410          |
| <b>U1</b>  | <b>1</b> | USA<br>DIMENSIUNI : 595 x 184                    |
| <b>U2</b>  | <b>1</b> | USA<br>DIMENSIUNI : 595 x 284                    |
| <b>U3</b>  | <b>1</b> | USA<br>DIMENSIUNI : 595 x 284                    |

| KIT DEMONTABIL        |   |           |
|-----------------------|---|-----------|
| <b>K</b>              |    | <b>2</b>  |
| CONFIRMATOR 50mm      |   |           |
| <b>C</b>              |    | <b>6</b>  |
| SURUB -3.5x40mm       |   |           |
| <b>S7</b>             |    | <b>4</b>  |
| SURUB -3.5x16mm       |   |           |
| <b>S3</b>             |    | <b>16</b> |
| CUIE                  |   |           |
| <b>Q</b>              |   | <b>30</b> |
| SUPORT POLITA         |   |           |
| <b>J</b>              |  | <b>4</b>  |
| BALAMA                |   |           |
| <b>B</b>              |  | <b>4</b>  |
| MANER                 |   |           |
| <b>M</b>              |  | <b>1</b>  |
| SURUB MANER           |   |           |
| <b>N</b>              |  | <b>2</b>  |
| TALPA/protectie podea |   |           |
| <b>T</b>              |  | <b>2</b>  |
| PICIOR PLASTIC        |   |           |
| <b>T</b>              |  | <b>2</b>  |

Se fixeaza **F** (placa inferioara) pe **P** (peretele lateral dreapta) cu cate 2 demontabili **K**.  
Se strang camele **K** –prin invariere in sens +  
Se fixeaza **P** (peretele latal stanga) pe **F** (placa inferioara) cu cate 2 configuratoare **C**.  
Se fixeaza **L** (lezenele) pe **P** (pereti laterali) cu cate 2 configuratoare **C**.



Se aduce corpul la vinclu de 90\* si se fixeaza **HDF** (spate) cu **Q** (cuiie).  
Se fixeaza **T** (picioarele) cu cute 4 suruburi **S3**.  
Se fixeaza **X** (blatul) pe **L** (lezene) cu suruburi **S7**  
Se fixeaza **S** (plinta) de **T** (picioare).

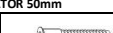









Se monteraza **J** (butoni de polita) pe **P** (pereti laterali) pe care se fixeaza **PM** (polita mobila)  
Se monteraza **U** (usile) folosind **B** (balamale) cu suruburi **S3** . Usa este formata din **U1 / U2 / U3**.  
Se monteaza **M** (manerul) usi folosind 2 suruburi .



**REPERE CORP INFERIOR  
CU 3 SERTARE - 60 cm CENTRU**

| simbol   | bucati   | denumire                                   |
|----------|----------|--|
| <b>F</b> | <b>1</b> | PLACA INFERIOARA<br>DIMENSIUNI : 600 X 450 |
| <b>P</b> | <b>2</b> | PERETI LATERALI<br>DIMENSIUNI : 750 X 450  |
| <b>L</b> | <b>2</b> | LEZENE<br>DIMENSIUNI : 568 X 70            |

| CONFIRMATOR 50mm |   |           |
|------------------|---|-----------|
| <b>C</b>         |  | <b>8</b>  |
| SURUB -3.5x40mm  |   |           |
| <b>S7</b>        |  | <b>4</b>  |
| SURUB -3.5x16mm  |   |           |
| <b>S3</b>        |  | <b>34</b> |
| CUIE             |   |           |
| <b>Q</b>         |  | <b>30</b> |
| GLISIERA / SET   |   |           |
| <b>G</b>         |  | <b>3</b>  |
| PICIOR PLASTIC   |   |           |
| <b>T</b>         |  | <b>4</b>  |
| MANER            |   |           |
| <b>M</b>         |  | <b>3</b>  |
| SURUB MANER      |   |           |
| <b>N</b>         |  | <b>6</b>  |

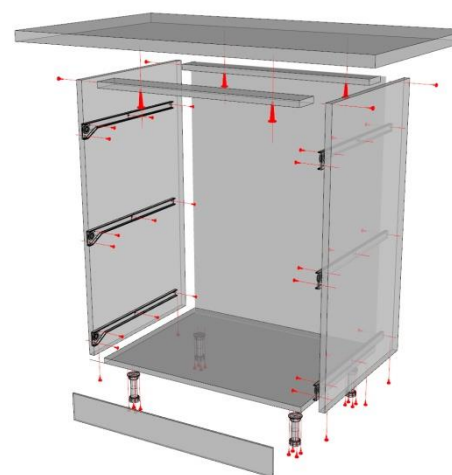
Se fixeaza **G** (glisierile) pe **P** (pereti laterali) cu suruburi **S3**.

Se fixeaza **P** (pereti laterali) pe **F** (placa inferioara) cu cate 2 configuratoare **C**.



Se fixeaza **L** (lezele) pe **P** (pereti laterali) cu cate 2 configuratoare **C**.

Se aduce corpul la vinclu de 90\* si se fixeaza **HDF** (spate) cu **Q** (cui).



Se fixeaza **T** (picioarele) cu cute 4 suruburi **S3**.

Se fixeaza **X** (blatul) pe **L** (lezene) cu suruburi **S7**

Se fixeaza **S** (plinta) de **T** (picioare).



**SERTAR 1**

|           |          |   |
|-----------|----------|---|
| <b>FS</b> | <b>1</b> | FATA SERTAR<br>DIMENSIUNI : 595 x 184     |
| <b>LS</b> | <b>2</b> | LATERALE SERTAR<br>DIMENSIUNI : 400 X 120 |
| <b>CS</b> | <b>1</b> | CAPAT SERTAR<br>DIMENSIUNI : 511 X 120    |
| <b>HS</b> | <b>1</b> | HDF SERTAR<br>DIMENSIUNI : 540 X 400      |

**SERTAR 2 - 3**

|           |          |   |
|-----------|----------|---|
| <b>FS</b> | <b>2</b> | FATA SERTAR<br>DIMENSIUNI : 595 x 284     |
| <b>LS</b> | <b>4</b> | LATERALE SERTAR<br>DIMENSIUNI : 400 X 150 |
| <b>CS</b> | <b>2</b> | CAPAT SERTAR<br>DIMENSIUNI : 511 X 150    |
| <b>HS</b> | <b>2</b> | HDF SERTAR<br>DIMENSIUNI : 540 X 400      |

**MONTAJUL SERTARELOR**




Se fixeaza **LS** (lateralele de sertar) cu **CS** (capat de sertar) prin 4 suruburi **S7**

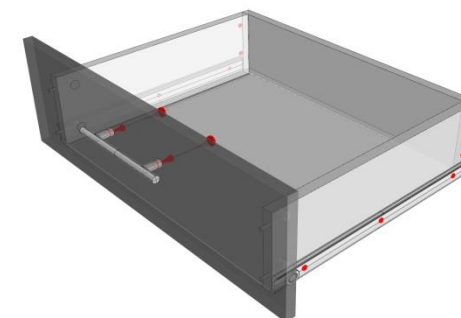

Se fixeaza **LS** (lateralele de sertar) cu **FS** (fata de sertar) prin 2 kit demontabil **K**. Se strang camele **K** -prin invartire in sens +

Se fixeaza **G** (glisierile) de **LS** cu cate 2 suruburi **S3**

Se fixeaza **M** (maner) cu 2 suruburi **M**










Se aduce sertarul la vinclu de 90\* si se fixeaza fundul de sertar **HS** cu **Q** (cui)

| KIT DEMONTABIL  |   |           |
|-----------------|---|-----------|
| <b>K</b>        |  | <b>6</b>  |
| SURUB -3.5x40mm |   |           |
| <b>S7</b>       |  | <b>12</b> |
| SURUB -3.5x16mm |   |           |
| <b>S3</b>       |  | <b>12</b> |

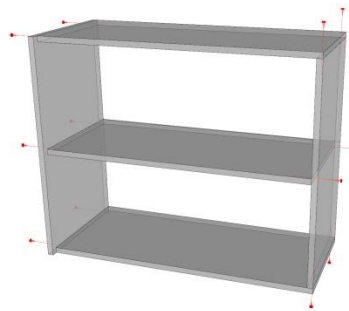


**REPERE CORP SUPERIOR  
CU 2 USI - 80 cm STANGA**

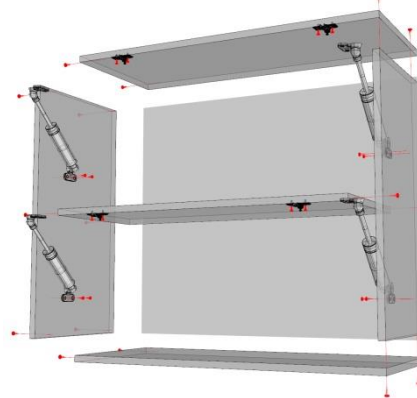
| simbol     | bucati   | denumire   |
|------------|----------|--|
| <b>F</b>   | <b>1</b> | PLACA INFERIOARA<br>DIMENSIUNI : 784 X 335       |
| <b>A</b>   | <b>1</b> | PLACA INTERMEDIARA<br>DIMENSIUNI : 768 X 335     |
| <b>Ps</b>  | <b>1</b> | PERETE LATERAL STANGA<br>DIMENSIUNI : 650 x 354  |
| <b>Pd</b>  | <b>1</b> | PERETE LATERAL DREAPTA<br>DIMENSIUNI : 618 x 335 |
| <b>X</b>   | <b>1</b> | PLACA SUPERIOARA<br>DIMENSIUNI : 784 X 335       |
| <b>HDF</b> | <b>1</b> | HDF SPARE CORP<br>DIMENSIUNI : 795 X 645         |
| <b>U</b>   | <b>2</b> | USA<br>DIMENSIUNI : 778 x 320                    |

| KIT DEMONTABIL         |   |           |
|------------------------|---|-----------|
| <b>K</b>               |  | <b>8</b>  |
| CONFIRMATOR 50mm       |   |           |
| <b>C</b>               |  | <b>4</b>  |
| SURUB -3.5x16mm        |   |           |
| <b>S3</b>              |  | <b>32</b> |
| CUIE                   |   |           |
| <b>Q</b>               |  | <b>30</b> |
| SURUB MANER            |   |           |
| <b>N</b>               |  | <b>4</b>  |
| MANER                  |   |           |
| <b>M</b>               |  | <b>2</b>  |
| COLTAR + PROTECTIE PVC |   |           |
| <b>V</b>               |  | <b>2</b>  |
| PISTON                 |   |           |
| <b>R</b>               |  | <b>4</b>  |
| BALAMA                 |   |           |
| <b>B</b>               |  | <b>4</b>  |

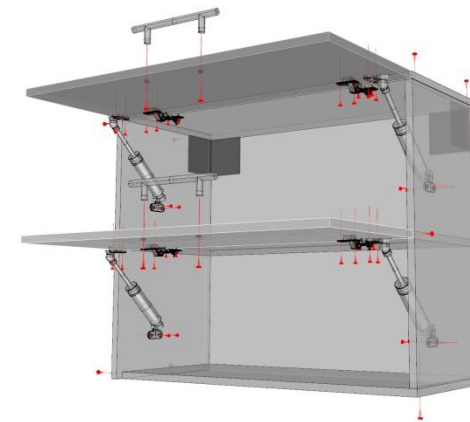
Se fixeaza **P** (pereti laterali) pe **F** (placa inferioara) si de **X** (placa superioara) cu cate 2 demontabili **K**.  
Se strang camele **K** -prin invartire in sens +  
Se fixeaza **A**(placa intermediara) pe **P**(pereti laterali) cu cate 2 configuratoare **C**.



Se aduce corpul la vinclu de 90\* si se fixeaza **HDF** (spate) cu **Q** (cuie).  
Se fixeaza corpul (in perete) folosind coltarele **V**.  
Se recomanda montarea corpului la acest pas, pentru a evita ingreunarea acestuia cu usile si pentru un mai bun acces la coltare.

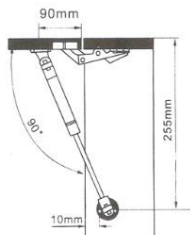











Se monteaza **U** (usile) folosind **B** (balamale) cu suruburi **S3**.  
Se monteaza **R** (pistonol) cu cate 4 suruburi **S3**.  
Se monteaza **M** (manerele) usilor folosind 2 suruburi **N** pentru fiecare maner.



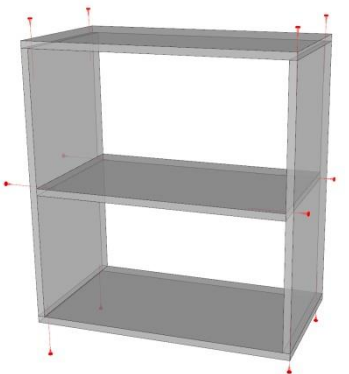
**REPERE CORP SUPERIOR  
CU 2 USI - 60 cm CENTRU**

| simbol     | bucati   | denumire                                     |
|------------|----------|--|
| <b>F</b>   | <b>1</b> | PLACA INFERIOARA<br>DIMENSIUNI : 600 x 335   |
| <b>A</b>   | <b>1</b> | PLACA INTERMEDIARA<br>DIMENSIUNI : 568 X 335 |
| <b>P</b>   | <b>2</b> | PERETI LATERALI<br>DIMENSIUNI : 618 x 335    |
| <b>X</b>   | <b>1</b> | PLACA SUPERIOARA<br>DIMENSIUNI : 600 x 335   |
| <b>HDF</b> | <b>1</b> | HDF SPARE CORP<br>DIMENSIUNI : 595 X 645     |
| <b>U</b>   | <b>2</b> | USA<br>DIMENSIUNI : 595 x 320                |

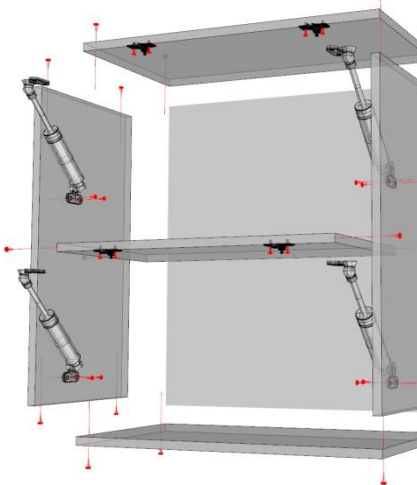


| KIT DEMONTABIL         |   |           |
|------------------------|---|-----------|
| <b>K</b>               |    | <b>8</b>  |
| CONFIRMATOR 50mm       |   |           |
| <b>C</b>               |    | <b>4</b>  |
| SURUB -3.5x16mm        |   |           |
| <b>S3</b>              |    | <b>32</b> |
| CUIE                   |   |           |
| <b>Q</b>               |   | <b>30</b> |
| SURUB MANER            |   |           |
| <b>N</b>               |  | <b>4</b>  |
| MANER                  |   |           |
| <b>M</b>               |  | <b>2</b>  |
| COLTAR + PROTECTIE PVC |   |           |
| <b>V</b>               |  | <b>2</b>  |
| PISTON                 |   |           |
| <b>R</b>               |  | <b>4</b>  |
| BALAMA                 |   |           |
| <b>B</b>               |  | <b>4</b>  |

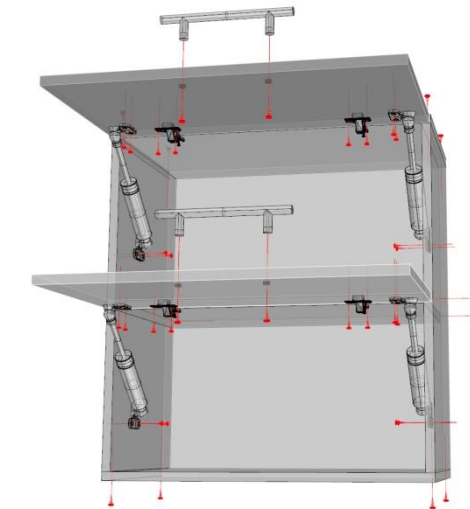
Se fixeaza **P**(pereti laterali) pe **F**(placa inferioara) si de **X**(placa superioara) cu cate 2 demontabili **K**.  
Se strang camele **K** -prin invartire in sens +  
Se fixeaza **A**(placa intermediara) pe **P**(pereti laterali) cu cate 2 configuratoare **C**.



Se aduce corpul la vinclu de 90\* si se fixeaza **HDF** (spate) cu **Q** (cuie).  
Se fixeaza corpul (in perete) folosind coltarele **V**.  
Se recomanda montarea corpului la acest pas, pentru a evita ingreunarea acestuia cu usile si pentru un mai bun acces la coltare.

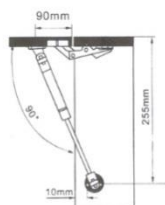




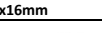






Se monteaza **U** (usile) folosind **B** (balamale) cu suruburi **S3**.  
Se monteaza **R** (pistonol) cu cate 4 suruburi **S3**.  
Se monteaza **M** (manerele) usilor folosind 2 suruburi **N** pentru fiecare maner.



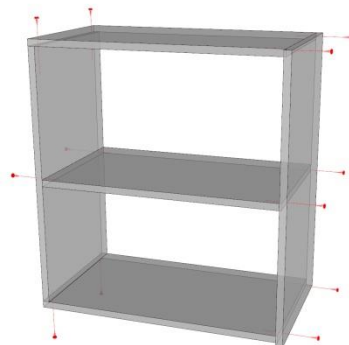
**REPERE CORP SUPERIOR  
CU 2 USI - 60 cm DREAPTA**

| simbol     | bucati   | denumire   |
|------------|----------|--|
| <b>F</b>   | <b>1</b> | PLACA INFERIOARA<br>DIMENSIUNI : 584 x 335       |
| <b>A</b>   | <b>1</b> | PLACA INTERMEDIARA<br>DIMENSIUNI : 568 X 335     |
| <b>Ps</b>  | <b>1</b> | PERETE LATERAL STANGA<br>DIMENSIUNI : 618 x 335  |
| <b>Pd</b>  | <b>1</b> | PERETE LATERAL DREAPTA<br>DIMENSIUNI : 650 x 354 |
| <b>X</b>   | <b>1</b> | PLACA SUPERIOARA<br>DIMENSIUNI : 584 x 335       |
| <b>HDF</b> | <b>1</b> | HDF SPARE CORP<br>DIMENSIUNI : 595 X 645         |
| <b>U</b>   | <b>2</b> | USA<br>DIMENSIUNI : 578 x 320                    |

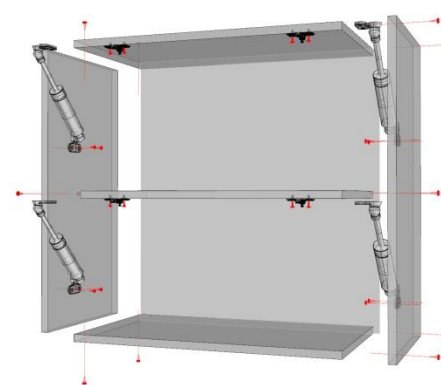


| KIT DEMONTABIL         |   |           |
|------------------------|---|-----------|
| <b>K</b>               |  | <b>8</b>  |
| CONFIRMATOR 50mm       |   |           |
| <b>C</b>               |  | <b>4</b>  |
| SURUB -3.5x16mm        |   |           |
| <b>S3</b>              |  | <b>32</b> |
| CUIE                   |   |           |
| <b>Q</b>               |  | <b>30</b> |
| SURUB MANER            |   |           |
| <b>N</b>               |  | <b>4</b>  |
| MANER                  |   |           |
| <b>M</b>               |  | <b>2</b>  |
| COLTAR + PROTECTIE PVC |   |           |
| <b>V</b>               |  | <b>2</b>  |
| PISTON                 |   |           |
| <b>R</b>               |  | <b>4</b>  |
| BALAMA                 |   |           |
| <b>B</b>               |  | <b>4</b>  |

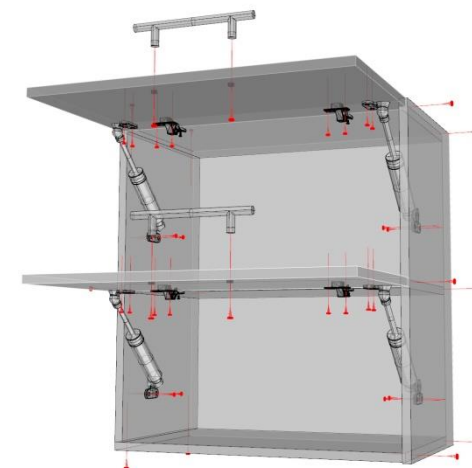
Se fixeaza **P**(pereti laterali) pe **F**(placa inferioara) si de **X**(placa superioara) cu cate 2 demontabili **K**.  
Se strang camele **K** -prin invartire in sens +  
Se fixeaza **A**(placa intermediara) pe **P**(pereti laterali) cu cate 2 configuratoare **C**.



Se aduce corpul la vinclu de 90\* si se fixeaza **HDF** (spate) cu **Q** (cuiie).  
Se fixeaza corpul (in perete) folosind coltarele **V**.  
Se recomanda montarea corpului la acest pas, pentru a evita ingreunarea acestuia cu usile si pentru un mai bun acces la coltare.



Se monteaza **U** (usile) folosind **B** (balamale) cu suruburi **S3**.  
Se monteaza **R** (pistonol) cu cate 4 suruburi **S3**.  
Se monteaza **M** (manerele) usilor folosind 2 suruburi **N** pentru fiecare maner.



**CORP SUPERIOR CU 2 USI - 80 cm STANGA**



**CORP SUPERIOR CU 2 USI - 60 cm CENTRU**



**CORP SUPERIOR CU 2 USI - 60 cm DREAPTA**

