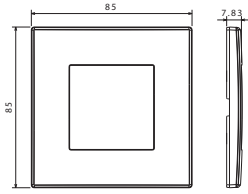
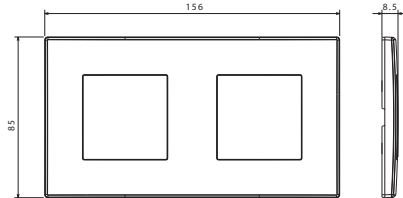


Dimension tables

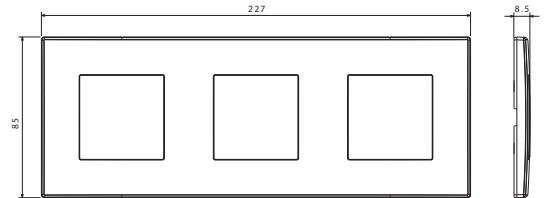
DAHLIA PLATES



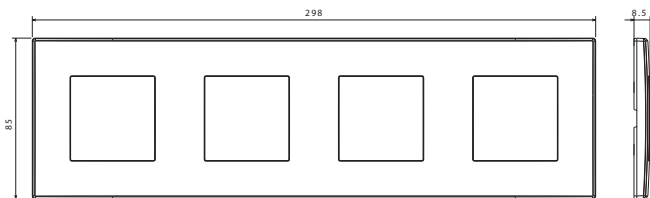
1 gang
GW 35 901 xx



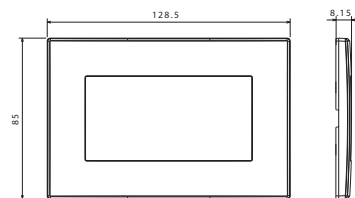
2 gang
GW 35 902 xx



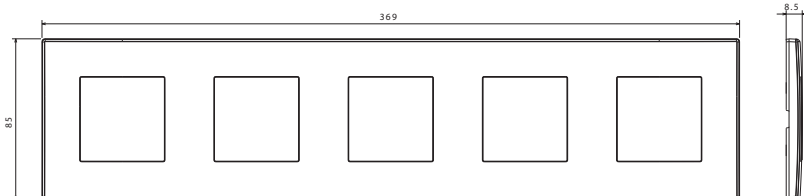
3 gang
GW 35 903 xx



4 gang
GW 35 904 xx

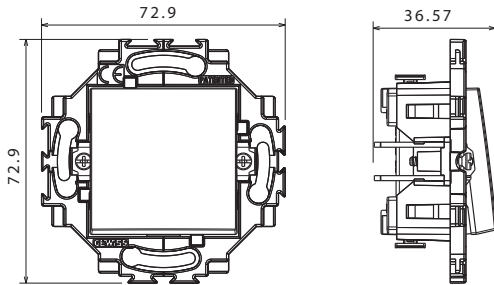


For double sockets
GW 35 909 xx



5 gang
GW 35 905 xx

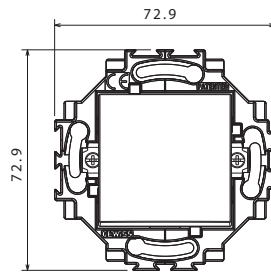
DAHLIA DEVICES



One-way switch - illuminable (screwless)
GW 35 031 W - GW 35 001 Y

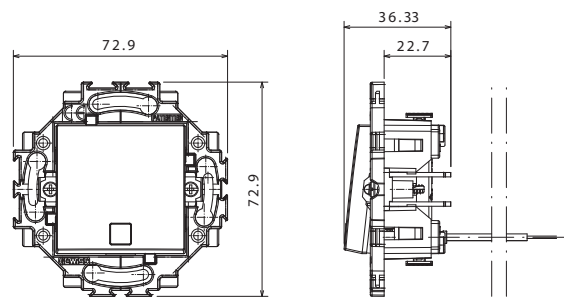
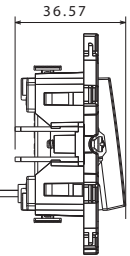
Two-way switch - illuminable (screwless)
GW 35 071 W - GW 35 011 Y

Intermediate switch (screwless)
GW 35 015 W - GW 35 015 Y



One-way switch - backlit (screwless)
GW 35 002 W - GW 35 002 Y

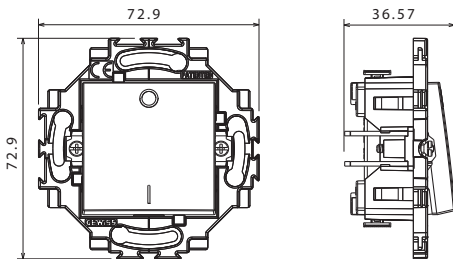
Two-way switch - backlit (screwless)
GW 35 012 W - GW 35 012 Y



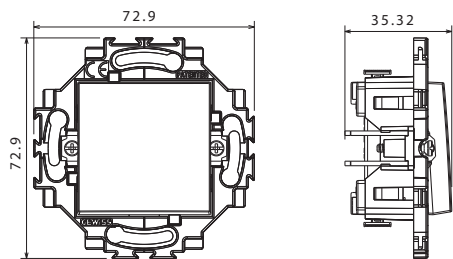
One-way switch with lens - backlit (screwless)
GW 35 006 W - GW 35 006 Y

Two-way switch with lens - backlit (screwless)
GW 35 016 W - GW 35 016 Y

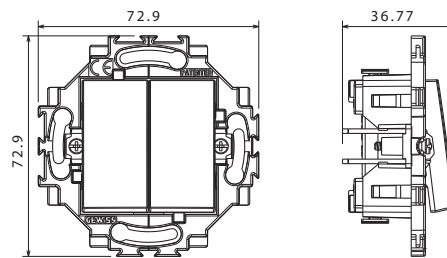
Push-button with lens - backlit (screwless)
GW 35 026 W - GW 35 026 Y



One-way switch 2P - illuminable (screwless)
GW 35 003 W - GW 35 003 Y

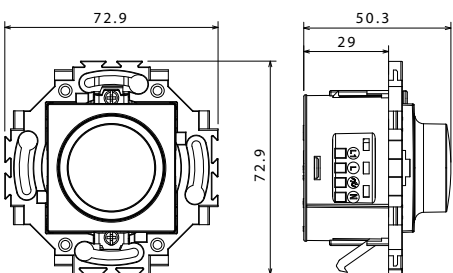


Push-button - illuminable (screwless)
GW 35 021 W - GW 35 021 Y

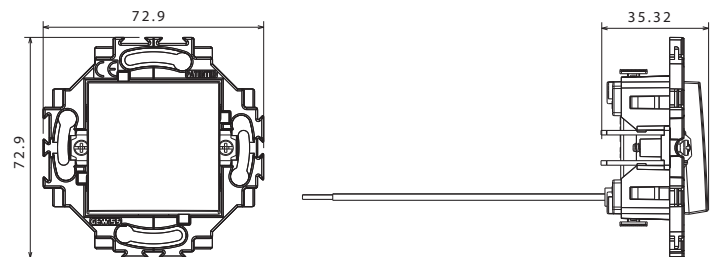


Double one-way switch (screwless)
GW 35 051 W - GW 35 051 Y

Double two-way switch (screwless)
GW 35 052 W - GW 35 052 Y

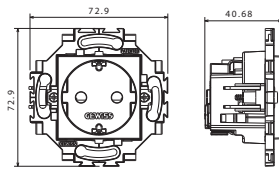


Universal dimmer (screw)
GW 35 301 W - GW 35 301 Y

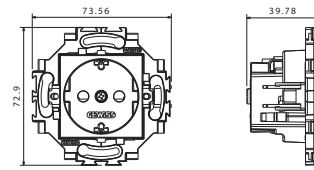


Push-button - backlit (screwless)
GW 35 022 W - GW 35 022 Y

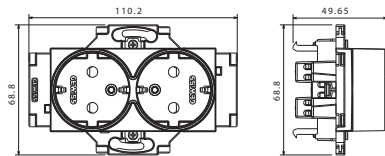
DAHLIA DEVICES



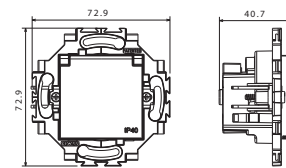
German std socket-outlet (screwless)
GW 35 206 W - GW 35 201 Y



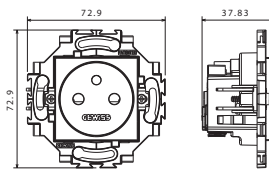
German std socket-outlet (screw)
GW 35 207 W - GW 35 202 Y



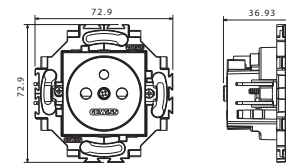
Double German std socket-outlet (screw)
GW 35 204 W - GW 35 204 Y



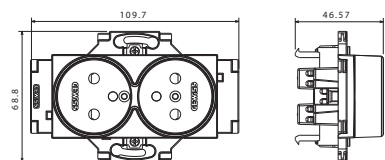
German std socket-outlet with lid IP40 (screw)
GW 35 203 W - GW 35 203 Y



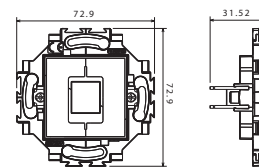
French std socket-outlet (screwless)
GW 35 216 W - GW 35 211 Y



French std socket-outlet (screw)
GW 35 212 W - GW 35 212 Y

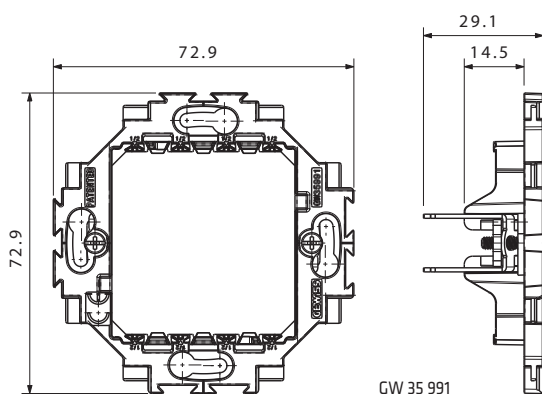


Double French std socket-outlet (screw)
GW 35 214 W - GW 35 214 Y




Keystone Jack empty enclosure
GW 35 280 W - GW 35 280 Y

DAHLIA ACCESSORIES



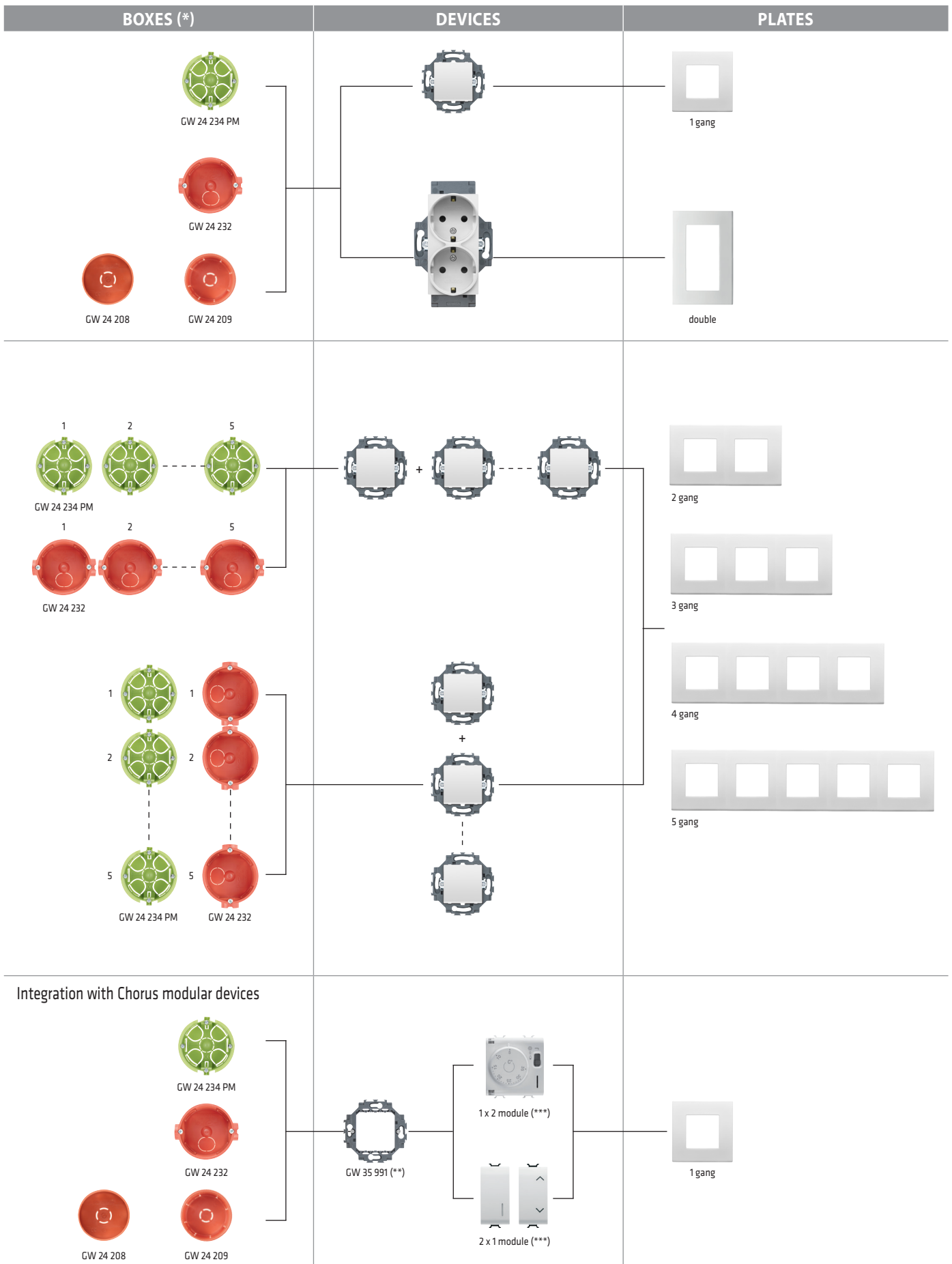
GW 35 991



Support GW 35 991

Chorus modular devices

DAHLIA plates



(*) GW 24 231 Flush-mounting square boxes can be used only with screws (not with clutches)
 (**) The support GW 35 991 can be used individually or in array configuration, also in combination with the monobloc devices
 (***) From Chorus modular devices range